

Fall New Items 2020

MINITRIX



The "Firecracker" with three windows



15015 Limited Stop Fast Train Car Set

Prototype: 4 German Federal Railroad (DB) limited stop fast train cars with the car routing Munich – Mittenwald as they looked around 1958. Two type B4ywe cars, 2nd class, one type AB4yswe car, 1st/2nd class, and one type Pw4üe baggage car.

Model: All of the cars have a close coupler mechanism. The cars have built-in LED interior lighting. Total length over the buffers 546 mm / 21-1/2".

- LED interior lighting.


One-time series.



30 JAHRE **mhi**
märklin Händler-Initiative

EXKLUSIV

3/2020

 This model is being produced in a one-time series only for the Märklin Dealer Initiative (MHI). 5 years warranty on all MHI/Exklusiv items and club items (Märklin Insider and Trix Club) starting in 2012. The warranty terms and a current explanation of the symbols can be found on the Internet at www.trix.de for a product in question. You do this by going across the symbol field with your mouse.



16146 Class 141 Electric Locomotive

In length and performance, the E 41 was the smallest electric locomotive in the DB's first new building program, but in terms of its range of tasks the most versatile. Its pulling power and maximum speed were measured in such a way that it could be used for lightweight express and limited stop fast trains as well as freight trains. As a "Jack-of-All-Trades", it was also supposed to have lower purchasing costs and lower energy consumption than the E 10 and the E 40. Due to the required performance of only 2,400 kilowatts or 3,217 horsepower, the E 41 was given a less costly transformer and low-voltage switching gear instead of the otherwise usual high-voltage controls. The sound generated by this type of control when accelerating quickly became the characteristic feature of these units, which soon led to the nickname "Firecracker".

Road number E 41 001 was delivered to the DB as the first production locomotive on June 27, 1956. In the original version, road number E 41 001-071 gleamed with a steel blue locomotive body since it was initially classified as an express locomotive. As delivered, road number had two engine room windows on the side walls on the left side directly next to the entries and a center window on the right side. The other seven windows had Schwaiger design ventilation grills with horizontal fins. Another characteristic was the continuous rain gutter as well as the grab irons on the ends. Naturally, over the course of the delivery for 451 units there were various adaptations and modifications even on the first units such as headlights, ventilation grills, doing away with rain gutters, and grab irons, etc.

Prototype: German Federal Railroad (DB) standard design class E 41 electric locomotive. Steel blue basic paint scheme. Version with 3 simple lamps, Schweiger ventilation grills with vertical fins, engine room windows, and continuous rain gutter. Road number E 41 001. The locomotive looks as it did starting in 1956.

Use: Lightweight freight and passenger trains in commuter and long distance service.

Model: The locomotive has a body and frame constructed of die-cast zinc. It also has a built-in digital decoder and sound generator. The locomotive has a motor with a flywheel. 4 axles powered. Traction tires. The headlights

and marker lights change over with the direction of travel. Warm white LEDs are used for the lighting. The headlights, marker lights, and cab lighting can be controlled digitally. The locomotive has NEM coupler pockets. The locomotive has separately applied grab irons. Length over the buffers 98 mm / 3-7/8".

- **Body constructed completely of die-cast zinc.**
- **Digital sound including many functions.**

One-time series.



The image shows a first hand sample

Digital functions under DCC

Headlight(s)
Engineer's cab lighting
Electric locomotive op. sounds
Locomotive whistle
Direct control
Sound of squealing brakes off
Rear Headlights off
Bell
Front Headlights off
Station Announcements
Conductor's Whistle
Brake Compressor
Blower motors
Letting off Air
Light Function
Special Function
Sanding
Whistle for switching maneuver
Locomotive whistle
Station Announcements
Station Announcements
Conductor – departure
Station Announcements
Station Announcements
Blower motors
Warning announcement
Sound of Couplers Engaging



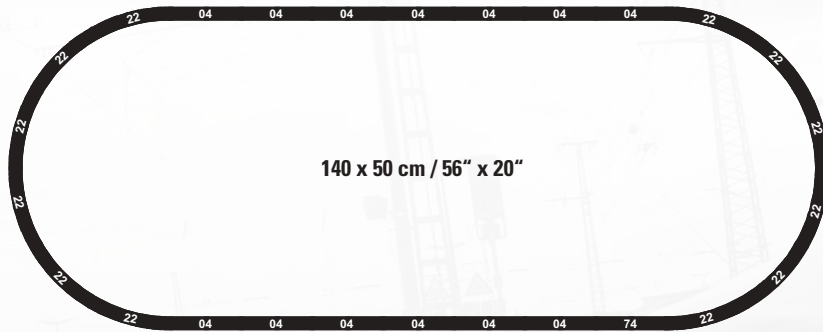
Getting Started Digitally with Minitrix



11100 Digital Start


Contents: The set includes 12 no. 14922 curved track, 13 no. 14904 straight track, 1 no. 14974 rerailer. Also included is a track connector box, a 30 VA / 230 volt switched mode power pack, and a Mobile Station for a digital start. This set can be expanded with the Minitrix track extension sets and the entire Minitrix track program.

*The ideal way to get started in the digital world of Minitrix
R2 radius oval of track*



66855 Locomotive Decoder, 6-Pin Interface Connector

It can be used for digital locomotives with a 6-pin digital interface connector.




This is a receiver for all DC locomotives with a total current draw of up to 1000 milliamps (motor 500 milliamps, each light 200 milliamps). It can be used universally in the mfx and DCC formats. The decoder has automatic analog recognition. It also has automatic load regulation. It has connections for a light function. It also has overload protection.
DCC operation: speed level selection 14/28/126 speed levels. Addresses optionally short up to 127 and long up to 10239.
Braking operation: DC same/opposite poles, braking diodes, asymmetrical track signal, braking generators.
Dimensions approximately 14 x 9 x 2 mm / 1/2" x 3/8" x 1/16".

To be delivered starting spring of 2021



66856 Locomotive Decoder, mtc 14-Pin Interface Connector

It can be used for digital locomotives with an mtc 14-pin digital interface connector.



Once to the Höllental and back



16402 Class E 40 Electric Locomotive

Prototype: German Federal Railroad (DB) standard design electric locomotive, road number E 40 1136, with electric resistance brakes. Chrome oxide green basic paint scheme. Version with simple lamps, a continuous rain gutter, and high-performance vents. The locomotive looks as it did around 1964.

Use: Freight trains and passenger trains in commuter and long-distance service.

Model: The locomotive has tooling changes. The body and frame are constructed of die-cast zinc. The locomotive has a built-in DCC digital decoder and sound generator. The motor has a flywheel. 4 axles powered. Traction tires. The headlights and marker lights change over with the direction of travel. Warm white LEDs are used for the lighting. The headlights, marker lights, and cab lights can be controlled digitally. The locomotive has a close coupler mechanism. It also has separately applied grab irons. Length over the buffers 103 mm / 4-1/16".

- Tooling changes.
- Body constructed of die-cast zinc.
- Digital sound with many functions.



Digital Functions under DCC
Headlight(s)
Headlight(s)
Electric locomotive op. sounds
Engineer's cab lighting
Direct control
Sound of squealing brakes off
Rear Headlights off
Locomotive whistle
Front Headlights off
Station Announcements
Conductor's Whistle
Brake Compressor
Blower motors
Letting off Air
Whistle for switching maneuver
Special sound function
Sanding
Station Announcements
Locomotive whistle
Station Announcements
Station Announcements
Conductor
Station Announcements
Station Announcements
Blower motors




15409

15446

16402

In Commuter and Limited Stop Service



15078 Type Byg Passenger Car

Prototype: German Federal Railroad (DB) type Byg Rebuild Car, 2nd class. The car looks as it did around 1981 in a chrome oxide green paint scheme.

Model: The car has a close coupler mechanism. It also has built-in LED interior lighting and Minden-Deutz Light trucks.

Total length over the buffers 122 mm / 4-13/16".

- New tooling.
- LED interior lighting included.

*New tooling
for the type Byg rebuild car, 2nd class*



15077 "Rebuild Cars" Commuter Car Set

Prototype: 2 different design German Federal Railroad (DB) commuter cars. Type AByg Rebuild Car, 1st/2nd class, and type BDyg Rebuild Car, 2nd class with a baggage area. The cars look as they did around 1981 in a chrome oxide green paint scheme.

Model: Both cars have a close coupler mechanism. They also have built-in LED interior lighting. The type BDyg Rebuild Car has LED marker lights and American style "Swan Neck" or "Pennsylvania" trucks. The type AByg Rebuild Car has Minden-Deutz Light trucks.

Total length over the buffers 244 mm / 9-5/8".

- New tooling.
- Both cars include LED interior lighting.
- Type BDyg includes marker lights.





16145 Class 141 Electric Locomotive

Prototype: German Federal Railroad (DB) standard design electric locomotive, road number 141 222-0. Chrome oxide green basic paint scheme. Version with double lamps and double forced air vents on the sides. The locomotive looks as it did around 1987.

Use: Passenger trains in commuter and long distance service.

Model: The locomotive has a body and frame constructed of die-cast zinc. It also has a built-in digital decoder and sound generator for operation with DCC. The locomotive has a motor with a flywheel. 4 axles powered. Traction tires. The headlights and marker lights change over with the direction of travel. Warm white LEDs are used for the lighting. The headlights, marker lights, and cab lighting can be controlled digitally. The locomotive has separately applied grab irons. The headlights and marker lights change over with the direction of travel in analog operation.

Length over the buffers 98 mm / 3-7/8".




© Maurizio Messa

Digital functions under DCC

Headlight(s)
Headlight(s)
Electric locomotive op. sounds
Engineer's cab lighting
Direct control
Sound of squealing brakes off
Rear Headlights off
Locomotive whistle
Front Headlights off
Station Announcements
Conductor's Whistle
Brake Compressor
Blower motors
Letting off Air
Whistle for switching maneuver
Special Function
Sanding
Station Announcements
Locomotive whistle
Station Announcements
Train announcement
Train announcement
Train announcement

Digital sound including many functions



15078

15077

16145

In the Territory

Bulk freight not sensitive to weather has always been important transport freight for the railroad. A total of 16,200 units of the class Otmm 70/Ed 90/ Fc 090 were therefore built. This makes them hopper cars built in the largest numbers for the German Federal Railroad. With a wheelbase of 6 meters / 19 feet 6 inches and a length over the buffers of 9.64 meters / 31 feet 4 inches, these cars offer a load volume of 40.0 cubic meters / 1,412.59 cubic feet. The weight of the cars empty is 11.6 metric tons. During unloading, the load slides to the openings in the middle of the car. These are closed by gates, which allows a measured unloading. The load is moved by slide extensions from the exit openings to the side of the car.



15536 "Hopper Car" Freight Car Set

Prototype: 5 German Federal Railroad (DB) type Fcs 090 and Fcs 092 hopper cars.

Use: For freight not sensitive to moisture.

Model: The cars have different car numbers and different designs; close coupler mechanisms and coal loads included.

Total length over the buffers 300 mm / 11-13/16".

Laser-cut kit of an "Eckartshausen" coal storage facility included.

- Design differences.
- Coal loads.



Rear Side



Front Side





16122 Class 212 Diesel Locomotive

Prototype: German Federal Railroad (DB) diesel locomotive, road number 212 074-9. Crimson version from Era IV.

Use: Passenger and freight trains.

Model: The locomotive has a built-in DCC digital decoder. It also has a motor with a flywheel. 4 axles powered.

Traction tires. The triple headlights and dual red marker lights change over with the direction of travel and can be controlled digitally. The locomotive has separately applied grab irons. The headlights and marker lights change over with the direction of travel in analog operation.

Length over the buffers 75 mm / 2-15/16".

- Body and frame constructed of metal.
- Warm white LEDs for the lighting.
- Separately applied grab irons.

Digital functions under DCC

Headlight(s)

Direct control

Rear Headlights off

Front Headlights off

Engineer's cab lighting



Through the Night by Mail Train

The introduction of the two-class IC system on an hourly schedule at the end of May 1979 brought with it a considerable reduction in railroad postal routes, because IC trains were not supposed to have baggage or mail cars with a few exceptions. In particular, the transport of letters with its fast shipment to ensure early delivery could not be maintained adequately with the remaining transport options. The German Federal Postal System thus now requested the ability to transport letters with a separate network of express and postal trains. Initially, the DB flatly refused these wishes of the Postal System, but under pressure from the Transportation and Postal Minister at that time, Kurt Gscheidle, it had to make several concessions to the German Federal Postal System and also put into effect a postal train network. After being introduced by the German Federal Postal System, these trains were to run as "Post InterCity", but in the end, they were run on the DB as Express InterCity (Expr-IC). The German Federal Postal System could still insist that the punctuality of these Express-IC trains should equal that of the IC trains and the former therefore had to be handled like passenger trains.

As a rule, these mail trains ran at night in the core time of 10 PM to 6 AM. The DB provided its own type Dm and Dms baggage cars as express freight through cars in order to use the unloved postal network to accelerate the railroad's own baggage and express freight service. In the final expansion of the Express Intercity network, 15 trains connected important mail distribution centers in the German Federal Republic, whereby not all Express IC trains ran in pairs.



15424 "ExprD 14117" Car Set

Prototype: 3 different design German Federal Railroad (DB) express train baggage cars, painted and lettered as the Postexpresszug (ExprD) "Express Mail Train". 1 each type Dm 902 in the ocean blue / ivory paint scheme, 1 each type Dms 905 in the ocean blue / ivory paint scheme with gray roll-down doors, and 1 each type Dm 903.1 in the product paint scheme. The cars look as they did around 1989.

Model: All of the cars have a close coupler mechanism. Interior lighting can be installed in the cars. The type Dm 902 baggage car has LED marker lights. The cars are individually packaged and marked. Total length over the buffers 495 mm / 19-1/2".

The interior lighting to go with this car: **66616 LED Lighting Kit.**





16115 Class 111 Electric Locomotive

Prototype: German Railroad, Inc. (DB AG) electric locomotive, road number 111 162-4. B-B wheel arrangement. Version with single-arm pantographs. The locomotive looks as it did around 1995. Built starting in 1974.

Model: The locomotive has a built-in digital decoder and sound generator for operation with DCC. It also has a motor with a flywheel. 4 axles powered. Traction tires. The headlights and marker lights change over with the direction of travel. Warm white LEDs are used for the lighting. The headlights and marker lights can be controlled digitally. The locomotive has a close coupler mechanism. The headlights and marker lights change over with the direction of travel in analog operation. Length over the buffers 104 mm / 4-1/8".



© Archiv

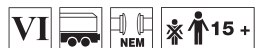
Digital functions under DCC

Headlight(s)
Headlight(s)
Electric locomotive op. sounds
Horn
Direct control
Sound of squealing brakes off
Rear Headlights off
Whistle for switching maneuver
Front Headlights off
Station Announcements
Blower motors
Letting off Air
Brake Compressor
Conductor's Whistle
Doors Closing
Special Function

Digital sound including many functions



Switzerland



18706 "HUPAC" Deep Well Flat Car Set

Prototype: 2 different HUPAC type Sdkmms standard design deep well flat cars. Loaded with semi-truck trailers for the freight forwarders Schöni and Planzer.

Model: Both cars have removable semi-truck trailers. The car frames are constructed of die-cast metal and have close coupler mechanisms. Both cars have different car numbers.
Total length over the buffers 204 mm / 8".



18706

18706

16876



16876 Class Re 482 Electric Locomotive

Prototype: SBB Cargo electric locomotive, road number Re 482 036-1. Version with 4 pantographs. The locomotive looks as it did around 2012.

Use: Cross-border freight service.

Model: The locomotive has a built-in DCC digital decoder and sound generator. It also has a motor with a flywheel. 4 axles powered. Traction tires. The locomotive has a close coupler mechanism. The headlights, marker lights, cab lighting, long-distance headlights, and other light and sound functions can be controlled digitally. Length over the buffers 118 mm / 4-5/8".

- Warm white LEDs for the lighting.
- Cab lighting.
- Sound.



Digital functions under DCC

Headlight(s)
Warning Sound
Electric locomotive op. sounds
Long distance headlights
Direct control
Sound of squealing brakes off
Rear Headlights off
Engineer's cab lighting
Front Headlights off
Sound of Couplers Engaging
Operating Sounds 2
Letting off Air
Blower motors
Doors Closing
Conductor's Whistle
Special sound function
Light Function
Station Announcements
Station Announcements
Station Announcements

Digital sound including many functions



France



16706 Class BB 67400 Diesel Locomotive

Prototype: French State Railways (SNCF) diesel electric locomotive, road number 67613. Built starting in 1967.

Modernized version in the "Livree Capitole" paint scheme.

Model: The locomotive has a 14-pin digital interface connector. It also has a 5-pole motor with a flywheel. 4 axles powered. Traction tires. The headlights and marker lights change over with the direction of travel. The locomotive has a close coupler mechanism.

Length over the buffers 107 mm / 4-1/4".

*The headlights and marker lights
can be turned off*



SNCF® is a registered brand of SNCF Mobilités. All rights reserved.



15072

16706



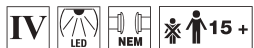
67613

SNCF

SNCF

67613

Austria



15714 Lounge Car

Prototype: Austrian Federal Railways (ÖBB) lounge car.

Built starting in 1939.

Model: The car has a close coupler mechanism.

Interior lighting can be installed in the car.

Length over the buffers 147 mm / 5-3/4".

The interior lighting to go with this car:

66708 Lighting Kit



15779

15714

15778

15777



15116 Sliding Tarp Car Set

Prototype: 3 type Rilns sliding tarp cars, of which one each is used on the following railroad companies, the Železničná spoločnosť Cargo Slovakia (ZSSK Cargo), the České dráhy Cargo (ČD Cargo), and the Hrvatske željeznice Cargo (HŽ Cargo). European standard design, 19.90 meters / 65 feet 3-1/2 inches in length.

Version with a one-piece tarp and rectangular buffers.

Model: The cars have a close coupler mechanism. The trucks are type Y 25.

Total length over the buffers 372 mm / 14-5/8".



Used all over Europe



Members Recruit Members

Your friendship pays!

We will thank you with a great reward for a newly recruited member in the Trix Club.

This is how it happens:

You are already a member in the Trix Club and want to recruit a new member?

Simply register in the Club area at www.trix.de and enter all of the information completely.

Our thank-you for a newly recruited member:

Reward 1

- An exclusively produced Minitrix special car, imprinted with an historic catalog cover
- Only available for participants in this promotion



Reward 3

- Coupon worth 30 Euros
- Can be redeemed at your MHI specialty dealer
- Not limited to any minimum purchase value



Reward 2

- Exclusively produced H0 special cars with unique imprinting: A collage from the Märklin catalog covers for 1957 (class V 200) and 1966/67 (class 103) as well as the historic Märklin company emblem
- Only available for participants in this promotion



Welcome to the Märklineum

Opening for Fall 2020



Look forward to time travel through over 160 years of fascinating company development on 2,000 square meters / 21,529 square feet of exhibition space.

Always be up-to-date!

Entry possible only after previous online-reservation, get information at: www.maerklineum.com



HOURS OF OPERATION STARTING FALL OF 2020:

Märklineum: Tu-Su 10 AM - 6 PM

CURRENTLY:

Märklin Store: Mo-Sa 10 AM - 6 PM
Current Special Hours of Operation
www.maerklineum.com

Märklineum

Märklin Spielwaren und Vertriebs GmbH

Reuschstraße 6
73033 Göppingen
Deutschland
T +49 7161 608-289
www.maerklineum.com
info@maerklineum.de



gefördert durch ...



On December 2, 2020 – International Model Railroading Day



Model Railroading Day

2. December

A Good Idea Grows Continuously

There is no better time to experience a model railroading day than before Christmas. For generations this time has been set aside for this beautiful hobby. A cooperative group of model railroad associations, manufacturers, clubs, and publishers has been formed at the initiative of Hagen von Ortloff – known from the SWR TV series Railroad Romanticism. All of the players in this group want just one thing: to celebrate in an appropriate manner the most beautiful hobby in the world – model railroading – and to inspire people for this hobby.

Many clubs will open their doors around December 2 and all over the world, many model railroads will go into operation. Promotions revolving around the hobby of model railroading will take place all over Germany, even all over Europe. Be part of it!

Experience an unforgettable day with your family. Get information about promotions and events near you at www.tag-der-modelleisenbahn.de

Mark your calendar now!

Age Information and Warnings



For adults only.

A current explanation of the pictograms can be found in the current Trix main catalog or on the Internet at www.trix.de for a product in question. You do this by going across the symbol field with your mouse.



Visit us:
www.facebook.com/trix

Märklin fulfills the requirements for a quality management system according to the ISO 9001 Standard. This is regularly checked and certified by the TÜV Süd testing organization. You thereby have the assurance of buying a quality product of a certified firm.

MINITRIX

Gebr. Märklin & Cie. GmbH
Stuttgarter Straße 55-57
73033 Göppingen
Germany

www.minitrix.de

Service:

Telephone: 650-569-1318

E-mail: digital@marklin.com

We reserve the right to make changes and delivery is not guaranteed. Pricing, data, and measurements may vary. We are not liable for mistakes and printing errors.

Prices are current as of the print date for this catalog – we reserve the right to change prices between years – prices are in effect until the release of the next price list / next catalog.

Some of the images are hand samples, retouched images, and renderings.

The regular production models may vary in details from the models shown.

If these edition of the presentation book does not have prices, please ask your authorized dealers for the current price list.

All rights reserved. Copying in whole or part prohibited.

© Copyright by Gebr. Märklin & Cie. GmbH
Printed in Germany

349 622 – 09 2020