



*... wie im Original*

**Specialist in  
Model Landscaping**

## **New Items 2021**



**Figures**



**micro-motion Tree with Swing**



**Bridges made of Structured Hard Foam**



**Burning Brothel**



**Easy-Track Railway Route Kit 'Andreastal'**

**With novelties of ZITERDES and our partners  
KATO, Athearn and Rokuhan**

**Focus Theme 2021  
'The Good Old Days'**







## 'The Good Old Days!'

### H0, TT, N Figures



Our focus theme of 2021 is 'The Good Old Days'. And so, wonderful memories are awakened with our new figures this year: Santa coming to visit with his helper Knecht Ruprecht, cheerful lads having a kickabout on the football field, children playing in the snow...

Whoops, what's crept up in between? People arguing over toilet paper? But that's clearly a hot topic.

**Already available at your local dealer.**



**H0** 15043 Archaeologists

**NEW**



**H0** 15059 Hunters and Foresters

**NEW**

**TT** 45059 Hunters and Foresters

**NEW**

**N** 36059 Hunters and Foresters

**NEW**



**H0** 15069 Parcel Carriers

**NEW**



**H0** 15112 Road Workers

**NEW**

**TT** 45112 Road Workers

**NEW**

**N** 36112 Road Workers

**NEW**



G

1

0

H0

TT

N

Z



**H0 15519 People Hoarding Goods**

**NEW**



**H0 15559 Drunk People**

**NEW**

**TT 45559 Drunk People**

**NEW**

**N 36559 Drunk People**

**NEW**



**H0 15609 Farmer Family**

**NEW**



**H0 15751 Sheep Shearing**

**NEW**



**H0 15817 Children on the Football Ground**

**NEW**

**TT 45817 Children on the Football Ground**

**NEW**

**N 36817 Children on the Football Ground**

**NEW**



**H0 15821 Children in the Snow**

**NEW**

**TT 45821 Children in the Snow**

**NEW**

**N 36821 Children in the Snow**

**NEW**



**H0 15847 Voyeurs**

**NEW**



**H0 15929 Santa Claus & Knecht Ruprecht**

**NEW**

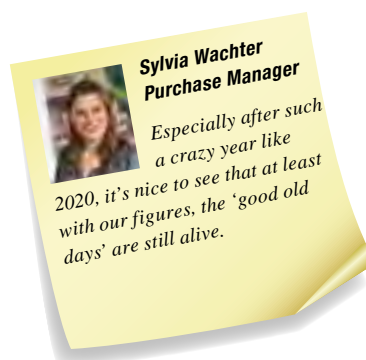


**TT 45897 Bicycle Racers**

**NEW**

**N 36897 Bicycle Racers**

**NEW**



# Simply Painted at an Affordable Price!

## H0, TT, N Hobby Figures



NOCH Hobby Figures are painted more simply than 'normal' NOCH Figures. The Hobby Figures are therefore the first choice when it comes to populating cities, villages, parks, fields and much more for a reasonable price.

**Expected release:** July 2021

Best value!



<b>H0</b>	<b>18001</b> Fire Brigade	<b>NEW</b>
<b>N</b>	<b>38001</b> Fire Brigade	<b>NEW</b>



<b>H0</b>	<b>18011</b> Shunters	<b>NEW</b>
<b>TT</b>	<b>38011</b> Shunters	<b>NEW</b>
<b>N</b>	<b>47011</b> Shunters	<b>NEW</b>



<b>H0</b>	<b>18012</b> Railway Construction Group	<b>NEW</b>
<b>TT</b>	<b>47012</b> Railway Construction Group	<b>NEW</b>
<b>N</b>	<b>38012</b> Railway Construction Group	<b>NEW</b>




<b>H0</b>	<b>18211</b> Deer	<b>NEW</b>
<b>TT</b>	<b>47211</b> Deer	<b>NEW</b>
<b>N</b>	<b>38211</b> Deer	<b>NEW</b>



<b>H0</b>	<b>18216</b> Cows, brown	<b>NEW</b>
<b>TT</b>	<b>47216</b> Cows, brown	<b>NEW</b>
<b>N</b>	<b>38216</b> Cows, brown (9 Figures)	<b>NEW</b>



<b>H0</b>	<b>18300</b> Bathers	<b>NEW</b>
<b>TT</b>	<b>47300</b> Bathers	<b>NEW</b>
<b>N</b>	<b>38300</b> Bathers	<b>NEW</b>



G

1

0

H0

TT

N

Z



# Premiere: Figures for the LGB® Garden Railway

## G Gauge Figures

NEW: Figures  
also for LGB®




G 17300 Railway Officials

NEW



The NOCH Figures range continues to grow. For the first time, we're offering four sets each with three figures for the Lehmann Garden Railway (LGB®, 1:22.5 scale). The very realistically moulded figures are hand-painted and waterproof.

**Expected release:** December 2021



Marcel Raschka  
Trainee  
Industrial Clerk

The new G-gauge figures are painted in beautiful detail and therefore look like the original. A real eyecatcher!



G 17311 Shunters

NEW



G 17350 Passengers

NEW



G 17351 Sitting People (with bench)

NEW



# Great Crafting Fun for Every Day of Advent!

## Handicraft Advent Calendar 'Christmas Manger'



From 1<sup>st</sup> to 24<sup>th</sup> December, in chronological order, each little door provides crafting material, Laser-Cut minis, Figures and Accessories. So, you can continue to do your craft work step by step every day! A beautiful manger scene, Alpine style, thus emerges over the Advent period with everything that goes along with it: Mary, Joseph, baby Jesus, ox and donkey, shepherds, sheep, and much

more! Accessories, fences and landscaping materials round off the crafting fun. A little scene is also printed on the back of the calendar, which shows a starry sky with the Star of Bethlehem. This can be cut out on 24<sup>th</sup> December and placed behind the manger scene. This lends everything even more atmosphere.

**Already available at your local dealer.**



**Everything included!**  
**Savings of more than 20%\***

**H0 65591 Handicraft Advent Calendar 'Christmas Manger'** **NEW**  
approx. 41 cm x 52 cm

### Contents:

- Crafting material: e. g. Structured Flock, Scatter Grass, PROFI Rocks 'Rubble' and much more!
- Laser-Cut Kit 'Stable of Bethlehem'
- Laser-Cut minis Kit 'Well'
- 36 Figures and animals: e. g. Manger Figures, Sheep and Shepherd, Angel
- 10 Model Fir Trees in different heights
- Laser-Cut Adhesive and detailed instruction

**Note:** the exact contents can be viewed on the product packaging and on [www.noch.com](http://www.noch.com)

\* Compared to purchasing the items separately



**Montserrat Garcia Export**

This is how we modellers and hobbyists happily wait for Baby Jesus: we build our little Christmas world door by door.

## 'Alle Jahre wieder ...'

### H0, TT and N Gauge Figures Advent Calendar



With its beautiful cover picture, the Figures Advent Calendar in A3 format is an absolute eyecatcher. You can look forward to a new figure when you open a little door every day – an ideal gift for any modeller!

**Expected release:** October 2021

**Note:** There are model railway figures in the calendar, but no winter or Christmas figures. Further information on the new Figures Advent Calendar will be published in autumn 2021.



**Our new Figures Advent Calendar comes out in October 2021!**

G

1

O

H0

TT

N

Z



# Let's Make Some Sound!

## Sound Scenes



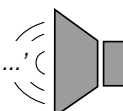
Breathe some life into your model landscape! Due to the compact design of the electronics and loudspeakers, the sound in the NOCH Sound Scenes originates from the same place as in the real thing. The ready-to-connect electronics can be placed in the chicken run or in the forest. You will be surprised how realistic a noise sounds when it's in the middle of the action. The connection is via a standard 16 V model railway transformer. The sound lasts approx. 20 seconds. Suitable for AC and DC power supply.

**Expected release:** October 2021



Video clip


'Cluck, cluck, cock-a-doodle-doo ...'



Makes the sound of hens clucking and a cockerel crowing.

**HO** 12853 Chickens

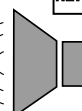
**NEW**



Video clip

'Brr, brr, Brrrrrrrrrrrr! ...'

**NEW**



Makes the sound of a chainsaw with a starter.

**HO** 12843 Felling Trees

**N** 12956 Felling Trees

**NEW**



**Rainer Stiller**  
Head of Finance  
and Controlling  
(Authorised Officer)

My highlight is the fantastic Sound Scenes. Great sounds that fill every model landscape with life





## The Perfect Weekly Market!

### H0 Themed Figures Sets



The weekly market: a relic from the good old days and yet, in the times of 'buy local', as relevant as ever.

Is there anything nicer than a town square with a colourful market?

Enticing smells, sweet fruits, fresh vegetables, an ice cream for the kids and a coffee for the parents. Design your own perfect little world with the six new Themed Figures Sets.

Each theme contains figures and extensive, finely detailed accessories that allow you to design your favourite scenes in your model world! All parts are intricately painted by hand and enhance every model landscape!

**Expected release:** September 2021



#### Themed Figures Set 'Flower Stall'

Say it with flowers. The colours and scents of roses, tulips, narcissuses, dahlias, daffodils and other plants have fascinated people for thousands of years: many flowers also have a very special meaning, such as red roses for lovers. In view of this colourful splendour, it's no wonder that our market stall is well-attended and that our florist Sarah has her hands full.

H0

#### 16227 Themed Figures Set 'Flower Stall'

NEW

Contents:

1 Figure 'Florist Sarah'

4 Figures

1 Large Market Umbrella

1 Floristry Table with Cut Flowers

2 Steles with Cut Flowers in Vases

2 Crates with Pot Plants





**Jürgen Hauser**  
**Authorised Officer**

*Vegetables, fruit  
 and much more.  
 Fresh, loose and regional.  
 Brilliant for every model railway  
 layout and a great subject  
 for a diorama.*



### **Themed Figures Set 'Ice Cream and Hotdog Van'**

*Spending a morning at the market makes you really hungry. So market sausages cannot be missing. The parents are enjoying the crispy speciality with mustard or ketchup. Of course, the youngest get their money's worth, too, because Luigi portions up his homemade ice cream in the crispiest wafers in town.*

**HO**

### **16229 Themed Figures Set 'Ice Cream and Hotdog Van'**

**NEW**

**Contents:**

- 1 Figure 'Sausage Seller Hannes'
- 1 Ice Cream Seller 'Luigi'
- 2 Adults
- 2 Children
- 1 Hotdog Van
- 1 Ice Cream Van
- 2 Advertising Signs





### Themed Figures Set 'Coffee Stall'

Espresso, cappuccino, caffè latte, americano... the list of coffee specialities is endlessly long. Whether enjoyed as a pick-me-up after shopping or simply whilst quietly observing the goings-on at the market, the pretty coffee bike stall's coffee specialities will sell like hot cakes. Admittedly, our barista Federico, our ice cream seller Luigi's brother, makes the best coffee in town.

### HO 16230 Themed Figures Set 'Coffee Stall'

Contents:

- 1 Figure 'Barista Federico'
- 1 Coffee Bike
- 3 Coffee-Drinking Figures
- 1 Dog
- 1 Dustbin
- 2 Bar Tables
- 2 Advertising Signs

NEW





### Themed Figures Set 'Fish Stall'

'Fresh fried fish, fish fresh fried, fried fish fresh, fish fried fresh' is a tongue twister from our youth. Trout, pike, mackerel, herring, perch and much more – the offerings in our lakes and seas are almost inexhaustible. When the fare is also freshly caught and filleted on site, then there's a huge crowd. Akindo, our fishmonger with Japanese roots, loudly touts his wares and customers are spoilt for choice.

### H0 16228 Themed Figures Set 'Fish Stall'

Contents:

- 1 Figure 'Fishmonger Akindo'
- 4 Figures
- 1 Canopied Fish Stall with Scales
- 1 Market Table with Display
- 1 Snack Table
- 1 Advertising Sign

NEW





### **Themed Figures Set 'Vegetable Stall'**

Carrots, lettuces, peppers, broccoli, asparagus, potatoes and spinach: these are just some of the healthy, brightly coloured offerings at our vegetable stall. The fresh products are inside a canopied market stall, on a table and in attractive baskets. Our vegetable grower Sepp looks at his displays with satisfaction and customers pick out their favourite vitamins. Only Camillo the dog would rather be at the hotdog stall.

**HO**

### **16225 Themed Figures Set 'Vegetable Stall'**

**NEW**

**Contents:**

1 Figure 'Vegetable Grower Sepp'

3 Figures

1 Dog 'Camillo'

1 Canopied Market Stall with Vegetables and Scales

1 Market Table with Vegetables

4 Baskets of Vegetables

G

1

O

HO

TT

N

Z





### Themed Figures Set 'Fruit Stall'

Crunchy red and green apples, bright red strawberries, shiny yellow lemons and juicily plump oranges. Nature creates the most beautiful colours and shapes.

All of these tempting fruits are presented in a fruit barrow, on a table and in baskets. Fruit grower and seller Froni is very busy. Customers admire the magnificent display and wait patiently for their turn.

H0

### 16226 Themed Figures Set 'Fruit Stall'

NEW

Contents:

1 Figure 'Fruit Seller Froni'

4 Figures

1 Fruit Barrow with Roof and Wheels

1 Market Table with Fruit

4 Baskets of Fruit



# The Good Old Days...

## NOCH Focus Theme 2021

At NOCH this year, the good old days are coming back to life in model form! A steam loco rambles through a beautiful idyll. Farmers go about their work on the farm. The day is not determined by a hectic pace and appointments but follows the rhythms of nature, animals and the seasons. Feed for animals and nourishment for people is grown to the best organic quality in the fields. Happy, free-range chickens lay a fresh egg every day. One can end a hard day's work in the evening with a beer in the lounge of the farmhouse. When the furnace is on and one can enjoy a warm, well-earned meal, then one knows: all is right with the world...

**1** **1** **0** **HO** **21781**

Lime Tree, 18.5 cm high

**2** **60775**

Vegetation Starter Set 'Railway Embankment',  
page 19

**3** **HO** **07460**

Hay Bales, 18 pieces, page 42

**4** **HO** **14377**

Henmobile, page 48

**5** **HO** **66714**

Farm, page 40

**6** **HO** **16756**

Tractor Fahr, page 43

**7** **23102**

Embankment Vegetation

**8** **08361**

Scatter Grass 'Meadow', 4 mm, 20 g

**9** **0** **HO** **TT** **N** **21927**

High Trunk Spruce Tree, 18.5 cm

**10** **HO** **15634**

Stable Work



G

1

0

HO

TT

N

Z







Available  
exclusively  
at participating  
NOCH dealers from October 2021.  
More info from September 2021  
at [www.noch.com](http://www.noch.com)



## Every Beginning Is Easy!

### Exclusive Vegetation Starter Sets

*The application requirements for different types of vegetation in the model landscape are as wide as a model shop's range of offerings. Sometimes it's hard to decide which colours and materials to use.*

*In order to make your decision easier and recommend the right NOCH materials for the various applications, our modellers have put together special Vegetation Starter Sets for you. Inside each set is a selection of products to suit the various topics. So, you can start right away and experience the effect and application of the materials.*

*We made an effort to present as many products as possible in every Vegetation Starter Set. The quantities are sufficient for smaller areas. Since the item numbers are indicated on all the packaging and products, individual items can be purchased later at any time. In addition, each set offers a saving of at least 10% when compared to buying the products separately. Have fun discovering the variety and possible applications of these NOCH products!*

**Expected release:** October 2021



G

1

O

HO

TT

N

Z





### **Vegetation Starter Set 'Meadow'**

You can implement the basic flocking of a small meadow with the contents of the set. It doesn't matter whether it's meant to be a wild meadow or even a paddock or pasture for animals. You can also recreate bald patches in the grassy area with the brown Scatter Material. Just go ahead and give the products a try!

**Saving of  
10 %\***



### **60771 Vegetation Starter Set 'Meadow'**

Contents:

Scatter Grass Meadow, 20 g  
Scatter Grass, light green, 20 g  
Structured Flock, light green, medium, 15 g  
Scatter Material, brown, 42 g  
Grass Tufts Meadow, 42 pieces, 9 mm

**NEW**



### **Vegetation Starter Set 'Forest'**

We noticed that many customers kept asking how to professionally design a forest floor. That was enough reason for us to put together a suitable Vegetation Starter Set. With matching Scatter Grass, Scatter Material and Structured Flock in muted, dark colours, a perfect base is created in next to no time! Details, e. g. moss and other groundcover, can then be incorporated with the olive-green foliage.

**Saving of  
10 %\***



### **60772 Vegetation Starter Set 'Forest'**

Contents:

Scatter Grass Forest Floor, 20 g  
Structured Flock, dark green, coarse, 15 g  
Scatter Material, brown, 42 g  
Foliage, olive green

**NEW**

\*The set offers a saving of at least 10 % when compared to the individual purchase



### **Vegetation Starter Set 'At the Wayside'**

As mundane as it may sound, straight waysides are not so easy to reproduce perfectly in a model. During one of your next walks, observe what is sprouting up and growing around you! You'll be surprised at the variety.

As well as gravel, with which you can design the path, the set accordingly contains a lot of grasses, tufts and scatter material.



#### **60773 Vegetation Starter Set 'At the Wayside'**

**NEW**

Contents:

Gravel, 250 g

Rubble, fine, 80 g

Scatter Grass Meadow, 20 g

Scatter Grass, beige, 20 g

Grass Tufts Field Plants, 42 pieces

Scatter Material, brown, 42 g



### **Vegetation Starter Set 'On the Bank'**

Modelling the bank of every lake and river requires extra special attention! So that the transitions between water and land work perfectly, Scatter Grass and Sand, as well as some Grass Tufts, are included in the set. This allows you to decorate the vegetation on the bank in detail and achieve a convincing result!



#### **60774 Vegetation Starter Set 'On the Bank'**

**NEW**

Contents:

Sand, medium, 250 g

Grass Tufts Meadow, 42 pieces, 9 mm

Grass Tufts, blooming yellow, 42 pieces, 9 mm

Scatter Grass Spring Meadow, 20 g



*\*The set offers a saving of at least 10 % when compared to the individual purchase*





### **Vegetation Starter Set 'Railway Embankment'**

No railway modeller can get around it: a railway embankment and its corresponding vegetation belong on every layout! Real-life railway embankments are usually overgrown and yet still (usually) rudimentarily maintained. The vegetation with grasses, groundcover and tendrils contributes towards the stabilisation of the railway embankment and thus to the operational safety of the line. With the Vegetation Starter Set by NOCH, you'll have everything at hand from the beginning!

**Saving of  
10 %\***



### **60775 Vegetation Starter Set 'Railway Embankment'**

**NEW**

Contents:

Scatter Grass, light green, 20 g

Scatter Grass, beige, 20 g

Wild Grass Foliage, light green

Structured Flock, medium green, medium

## ***This Awesome Quartet Is the Ideal Supplement***

### **NOCH Grass Glue, Scenery Glue, PROFI Shaker and Puffer Bottle**

To glue on the grass fibres supplied in the Vegetation Set, we recommend NOCH Grass Glue. Since they are maximum 4 mm long, they can be loaded into the NOCH Puffer Bottle and applied onto small areas. Stones, ballast and rubble can be ideally distributed with the PROFI Shaker. Glueing is done with the Scenery Glue.

**Best  
value!**



**61130 Grass Glue**  
250 g

**61131 Grass Glue XL**  
750 g



**08100 Puffer Bottle**  
empty



**08099 PROFI Shaker**  
empty



**61133 Scenery Glue**  
127 g

Small tub, big effects:  
with a practical sieve and scatter  
insert.



Best  
value!

## The Affordable Way to Get Started with Realistic Model Landscaping

### Natur+ Meadows and Fields

The reasonably priced Natur+ Mini Mats are a small but refined innovation for getting started with realistic model landscaping. With Natur+ Mini Mats, you can make your model landscape even more natural-looking. While only one fibre length and colour comes into play with normal grass mats, Natur+ Mini Mats are flocked with two different grass fibre lengths and colours. By electrostatically charging the fibres during the production process, we ensure that they are perpendicular to the base and thus appear like real grass.

An additional plus of the Natur+ Mini Mats is the unproblematic processing. The mat is cut to the appropriate shape and size with scissors and stuck in the model landscape with NOCH Grass Glue (ref. 61130).

## Natur+

Each pack contains two Natur+ Mini Mats, which are colour coordinated. By combining the two mats, an additional natural effect is brought about in the model landscape.

**Pro tip:** Any transitions and edges can be perfectly concealed with NOCH Grass Tufts. The large selection of grass tufts can be found in the NOCH catalogue or online at [www.noch.com](http://www.noch.com).

**Expected release:** September 2021



**Craft Tip:**  
Processing the Natur+ Mini Mats



The Natur+ Mini Mats are conveniently and securely packed



The Natur+ Mini Mat is cut to the desired shape and size



The base is coated with NOCH Grass Glue (ref. 61130)



The Natur+ Mini Mat is stuck into the scene



**Product Highlights:**

- Affordable way to get started with realistic model landscaping
- Easy to work with: unpack, cut to size, and stick on
- Natural effect thanks to different grass fibre colours and lengths



**07470 Lush Meadow**  
2 pieces, each 25 cm x 25 cm

NEW





**07471 Reed Meadow**  
2 pieces, each 25 cm x 25 cm

NEW



**07472 Natural Meadow**  
2 pieces, each 25 cm x 25 cm

NEW



**07473 Heath**  
2 pieces, each 25 cm x 25 cm

NEW



**07474 Grass Steppe**  
2 pieces, each 25 cm x 25 cm

NEW







## Innovation for Designing the Perfect Ground

### Groundcover Foliage

Designing realistic grounds in natural colours in next to no time – this is not an issue thanks to the new Groundcover Foliage.

What is so special about the innovative Groundcover Foliage?


Various grasses and bits of flock material are electrostatically flocked onto black, non-adhesive backing material. Due to the special, permanently flexible adhesive, the foliage can be effortlessly pulled off the backing material.

The Groundcover Foliage is then incorporated into the model landscape as a whole or in pieces.

The ground of your model landscape acquires a particularly natural look due to the different lengths and colours of the flock material used.

We recommend Grass Glue (refs. 61130, 61131) for glueing.

**Expected release:** August 2021



**Tamara Bodenmüller**  
Order Processing  
Centre

Super-realistic  
result and easy to use; it doesn't  
get better than this!



**Craft Tip:**  
Processing the foliage



The area in the model is sparingly coated with NOCH Grass Glue



A piece of the Groundcover Foliage is detached from the backing material



The Groundcover Foliage is pressed into the glue bed



The realistic ground design of the finished scene is inspiring



**Product Highlights:**

- Wafer-thin foliage on sturdy black backing material
- Simply pull off and use as a whole or in pieces
- Realistically designed with various fibres and flakes



**07250 Groundcover Foliage**  
medium green, 12 cm x 18 cm

NEW



**07251 Groundcover Foliage**  
olive green, 12 cm x 18 cm

NEW



**07252 Groundcover Foliage**  
dark green, 12 cm x 18 cm

NEW



**07253 Groundcover Foliage**  
green/beige, 12 cm x 18 cm

NEW



**07254 Groundcover Foliage**  
green/brown, 12 cm x 18 cm

NEW



**07255 Groundcover Foliage, Meadow**  
yellow, 12 cm x 18 cm

NEW



**07256 Groundcover Foliage, Meadow**  
white, 12 cm x 18 cm

NEW



**07257 Groundcover Foliage, Meadow**  
red, 12 cm x 18 cm

NEW



## Figures and Accessories

Flower boxes with blossoming plants make house façades and balconies more attractive. Each set contains 12 flower boxes that you can decorate right in the scene.

You'll find many matching items in the large NOCH range that are ideal for designing a perfect scene.

More design ideas can be found at [www.noch.com](http://www.noch.com).

**Expected release:**  
June 2021



**H0 14009 Flower Boxes, blooming, red, white and yellow**

**NEW**



**H0 14010 Flower Boxes, blooming, red**

**NEW**



**H0 15570 Watering the Flowers**

*Tip: this Figures Set can also be placed by windows and on balconies.*



**H0 14885 Flowerpots**

27 Flower Pots and Troughs



**H0 14012 Ornamental Plants in Pots**  
9 Flower Pots




**H0 14031 Flowers in Pots**  
9 Flower Pots

## Scatter Grass

We're adding three more types in varying lengths to our large assortment of Grass Fibres. The entire range of more than 50 different Grass Fibres can be found online at [www.noch.com](http://www.noch.com) or in our main catalogue.

**Expected release:**  
March 2021



**Scatter Grass, medium green**  
4 mm  
**08364** 20 g bag

**NEW**



**Wild Grass, medium green**  
9 mm  
**07118** 50 g bag

**NEW**



**Wild Grass, golden yellow**  
9 mm  
**07119** 50 g bag

**NEW**



# Childhood Memories Are Awakened!

## micro-motion H0 Gauge Tree with Swing



It's summer and a beautiful sunny day is coming to an end. While Mum prepares dinner, the little daughter swings enthusiastically on the swing, which Dad hung on her favourite tree for Easter.

The scene in which our Tree with Swing is called into action could look something like this. The Tree with Swing is a fascinating micro-motion product that awakens wonderful childhood memories. The bottommost branch of the mighty oak holds a swing, on which a little girl is sitting. The Tree with Swing is supplied ready for installation. The drive consists

of a motor and a gearbox and is located under the tree (mounting height approx. 33 mm). The electronics supplied can be connected to a standard 16 V model railway transformer and are suitable for AC and DC. The speed of the swinging movement can be set on the circuit board.

**Expected release:** October 2021



**Dr. Rainer Noch**  
CEO

This model fascinates me:  
a beautiful tree with a swing that  
moves realistically as well.  
It awakens childhood memories...



Video clip



**H0 21768 micro-motion Tree with Swing**  
total 17.5 cm high (tree height 15 cm, installation depth drive 2.5 cm)

**NEW**



# Children's Dreams Come True...

## TT Gauge Tree with Treehouse



This mighty oak with its lovingly designed treehouse is a very special eyecatcher on any model landscape.

The treehouse is a laser-cut finished model.

Note: figures are not supplied in the set.

We recommend e.g. Parents & Children (ref. 45590) or Children on the Football Field (ref. 45817).

**Expected release:** June 2021



**TT 21767** Tree with Treehouse  
13 cm high, figures are not supplied.

**NEW**



**HO 21765** Tree with Treehouse  
15 cm high, figures are not supplied.  
We recommend Playing Children (ref. 15810) or Children (ref. 15815)



**N 21766** Tree with Treehouse  
10 cm high, figures are not supplied.  
We recommend Children (refs. 36809 and 36815)





**Petra Schweizer**  
Head of Export

I love the Mediterranean stone pines. They provide valuable shade and remind me of my favourite place in Italy with fragrant pine forests and the gentle sound of the sea.



**H0 TT N 21992 Stone Pines**  
2 pieces  
8.5 cm and 11.5 cm high

**NEW**

## Get That Holiday Feeling!

### H0, TT and N Stone Pines

Along with the new Stone Pines, you'll find a large selection of Southern European trees in our range for creating realistic Mediterranean landscapes.

**Expected release:** June 2021



**H0 TT 21995 Olive Trees**  
2 pieces, 6 cm and 9 cm high



**H0 TT N 21996 Almonds**  
2 pieces, 8 cm and 9 cm high



**O H0 TT 21971 Palm**  
15 cm high



**O H0 TT 21981 Palm**  
19 cm high



**H0 TT N 21998 Cypresses**  
3 pieces, 10 cm, 11 cm and 13 cm high



# ***NOCH Home Academy: Access It at Any Time, from Anywhere, for Free!***

## ***Participate in a NOCH model landscaping seminar!***

From autumn 2020, you'll find the first complete online model landscaping seminar by NOCH on our YouTube channel. Managing Director and seminar leader Sebastian Topp guides you through the seminar in five easy-to-understand chapters, in which you'll learn all the modelling techniques in order to build your own diorama or model landscape at home. All the relevant topics, from building the terrain base to rock construction, water design, electrostatic flocking, building a laser-cut building and many other topics, will be explained and dealt with in detail and in a way that is easy to understand.


### ***Special advantages of the webinar 'Holiday in the Mountains'***

- Flexible time management, free choice of location: retrievable at any time, from anywhere, at any time of day or night.
- Customised learning plan: watch scenes or entire chapters again, skip ahead, rewind or pause whenever you want.
- Further info: links in the video take you to the shopping and tool lists.
- Additional tips from a pro: in each chapter, you'll get to know lots of additional tips and tricks from the pros.
- Safe: learn about modelling within your own 'four walls'.

Start the seminar today! All the chapters, tool and material lists, as well as the cutting patterns for the outer walls of the diorama can be found at <https://noch.com/home-academy/holidays-in-the-mountains.html>



**You** 





# NOCH Home Academy – Learning Content of the Individual Chapters



## Episode 1 – Quick & easy creation of a model landscape substructure



*In this video, you'll pick up the most helpful tips for creating the perfect substructure of a diorama with the NOCH TERRA-FORM System.*

*Step by step, you'll learn how to professionally create a mountain landscape from planning through to construction of the framework and its cladding with NOCH Landscape Crepe Paper.*



## Episode 2 – Realistically cast, colour & install model rocks made of plaster



*Designing and colouring rocks on a landscape is a supreme discipline when it comes to constructing a model landscape or diorama. By watching this webinar, you'll find out how the NOCH Rock Forming System works and pick up a load of tips and tricks on how to create rocks easily.*



## Episode 3 – Design a mountain lake with waterfall, model waters & paths



*Just like in nature, water attracts all the attention! Step by step, you'll learn how to professionally design a mountain lake and a waterfall.*

*At the beginning of the chapter, paths are also designed.*




## Episode 4 – Electrostatic flocking of model meadows, design bushes & trees



*Everything you've always wanted to know about designing natural vegetation in a model landscape.*

*From using the Gras-Master 3.0 to creating natural-looking meadows and decorating with plants and trees.*



## Episode 5 – Build & age laser-cut buildings, decorate a model landscape



*In this chapter, you'll find out how a laser-cut model kit is built and custom designed through professional ageing. The landscape will then be decorated with figures and accessories and receive the final touches.*

*Many of the NOCH products presented in the webinar are available as a Landscaping Basic Equipment Package (ref. 60780). More info can be found on the following double page.*



# THE Basic Equipment for the Professional Model Landscaper!

## Landscaping Basic Equipment Package

With the NOCH Landscaping Basic Equipment Package, you have everything you need to begin professionally building a landscape. Regardless of whether you want to equip a model railway with a landscape or are looking to get started with high-quality diorama construction, the enclosed materials are ideal for all gauges and scales.

With the NOCH TERRA-FORM System, you can create stable scaffolding in the blink of an eye. Great rock formations arise through the use of the Rock Former, PROFI Casting Compound and Nature Paints Set.

With the enclosed paints, Water-Drops® color and Aqua Effects, you also have high-quality materials at your disposal for realistic water design.

You can decorate your model landscape according to your individual requirements with stones, grass fibres, flock, foliage, grass tufts and a pack of trees.

The most important glues are also included so that you can get started right away.

Please refer to the table for the exact, very extensive contents of the set.

The enclosed materials are the ideal basic equipment for every modelling workshop.

In connection with the NOCH Easy-Track Railway Route Kit, the set gives you the perfect, simple start in building a model railway layout. In addition, the package represents savings of more than 10% compared to purchasing the items separately.

We recommend the package as initial equipment for ambitious beginners. Most of the enclosed products have been taken from the high-quality, realistic NOCH PROFI segment, developed by professional modellers, and compiled for you. Using these individual products is very easy and pays off with a perfect result. Each item comes with instructions for how to use it and its applications.

Please also watch out for the NOCH Home Academy with the online seminar »Holiday in the Mountains«. All products included in the basic package are shown, explained, and worked with in detail in the webinar.

**Note:** no figures, buildings or accessories are included in the pack. More information about this can be found on pages 28 – 29 of this brochure.

**Already available at your local dealer.**



**Savings of more than 10%**  
Compared to the Individual Purchase





Contents of the Landscaping Basic Equipment Package	
Ref.	Description
07006	Grass Tufts XL, muted colours, 104 pieces, 9 mm
07012	Grass Tufts 'Wild Flowers' 52 pieces, 6 mm and 52 pieces, 9 mm
07072	Master Grass Blend 'Summer Meadow', 2.5 mm to 6 mm, 50 g
07100	Wild Grass 'Meadow', 6 mm, 50 g
07270	Foliage, light green, 20 cm x 23 cm
07301	Leafy Foliage, dark green, 20 cm x 23 cm
07351	Structured Flock, bright green, coarse, 10 g
07352	Structured Flock, medium green, coarse, 10 g
08099	PROFI Shaker, empty
08100	Puffer Bottle
08312	Scatter Grass 'Meadow', 2.5 mm, 20 g
08322	Scatter Grass, medium green, 2.5 mm, 20 g
08362	Scatter Grass, beige, 4 mm, 20 g
09228	PROFI-Rocks 'Rubble', fine, 80 g
09230	PROFI-Rocks 'Rubble', medium, 80 g
09237	Gravel, 250 g
23102	Embankment Vegetation
60823	Terrain Structure Paste 'Field & Nature' 100 g sand (beige), 100 g loam (ochre), 100 g soil (brown)

Ref.	Description
24643	Fir trees, 16 pieces, 4 cm – 10 cm
60840	Landscape Crepe Paper, 90 cm x 80 cm
60856	Water Drops® 'color', 250 g transparent granules for approx. 300 ml and each 25 g of blue, green and brown
60872	Aqua Effects, 125 ml
60875	Riverbed Colour Set, 100 ml neutral acrylic paint and each 10 ml concentrate blue, green and brown
60918	PROFI Casting Compound 1,000 g, for approx. 800 ml
60920	Modelling Compound, 500g
61130	Grass Glue, 250 g
61133	Scenery Glue, 127 g
61140	Landscaping Spray Bottle, empty
61141	Landscaping Spray Glue, 250 g, ready-for-use mix
61191	Acrylic Color, matt, ivory, 90 ml
61194	Acrylic Color, matt, light green, 90 ml
61200	Nature Paints Set, 6 colour concentrates, each 20 ml 1 mixing cup, 1 sponge spatula
61233	Rock Former 'Widderstein', 1 large rock, 2 small rocks
61630	TERRA-FORM Connector Pieces, 72 parts in total
61650	TERRA-FORM Wooden Support Poles, each 40 cm long, 35 pieces
61670	TERRA FORM Prop Plates, 16 parts in total



YouTube  
Video clip

#### 60780 Landscaping Basic Equipment Package







Easy application!

## Waters Colour Set

The new Waters Colour Set offers five ready-to-apply paints that are perfectly matched to the intended purpose. The set contains five realistic basic colours of 30 ml each: dark blue, ultramarine, turquoise, mud brown and white. Thanks to the dosing tips on the little bottles, the paints can be dispensed precisely.

So, you're sure to find the correct shade. It doesn't matter whether you're designing a mountain lake, a pond in the forest, a beach, or even a lagoon by the sea. The paints can be mixed with NOCH Acrylic Paints, adhere to wood, plaster, cardboard, NOCH Hard Foam and dry in a realistic matte effect. They are heat-resistant when dry. Therefore, they can also be combined with NOCH Water-Drops®.

**Expected release:** May 2021



**Monica Fuchs Graphics**

They don't say that 'water is life' for nothing! Small bodies of water, rivers and the like 'vitalise' every model landscape in the truest sense of the word.

### 60878 Waters Colour Set

Contents: 30 ml each of ready-to-apply paints dark blue, ultramarine, turquoise mud brown and white

NEW



# Water Design – Now Even Easier and More Realistic!

Designing bodies of water always poses great challenges for us. The NOCH range already offers a large selection of different materials.

This year's new products focus on even easier application for an even more realistic result!



**Craft Tip:**  
Water design



The colours are individually mixed to create a suitable shade.



They are then applied with a brush.



In order to imitate depth, the colour becomes darker towards the centre and lighter towards the edge.



Artificial Water 'color' is carefully poured to form a layer of 2–3 mm.



Once the Artificial Water has dried, Aqua Effects can be applied to the surface.

## Artificial Water 'color'

Artificial Water 'color' is also new. The substance is the easiest way imaginable to create bodies of water, especially small lakes, pools, ponds, puddles and artificial ponds in mountainous regions.

The substance comes coloured teal, which increases the depth effect enormously compared to transparent substances. Artificial Water is poured onto the prepared substrate straight from the bottle in a layer of maximum 2 – 3 mm. Due to the shrinking process while hardening, the volume is reduced by approx. 50 % after approx. 12 hours.

A perfect water surface has emerged!

**Expected release:** May 2021



**60877 Artificial Water 'color'**  
250 g, ready-to-pour in a bottle

**NEW**

## Aqua Effects

The NOCH product Aqua Effects can be used to create effects on bodies of water from Water-Drops®, Artificial Water or from 2K Water Gel. This allows you to easily recreate realistic rapids and impressive waterfalls. Aqua Effects consist of a white viscous substance that is flexible and milky-transparent when dry. Because of its very tough consistency, you can also use the material directly on steep spots (e.g. for waterfalls). To design rapids, for example, you simply apply a few streaks of Aqua Effects, which you then spread on with a coarse bristle brush.



**60872 Aqua Effects**  
125 ml





## Paint on Details Quickly and Easily!

### NOCH Detail Markers

In modelling, there's an array of details that can be enhanced with very little colour. Sometimes, though, it's not 'worthwhile' to open a paint tin specially for that purpose, stir the paint and clean the paintbrush, etc. NOCH has developed the Detail Markers so that you can quickly paint on details in future without all this hassle. The water-based acrylic paint sticks to many surfaces, such as metal, plastic, wood, paper, glass, ceramics and much more. All the paints realistically dry out matte. The pen tip is approx. 2 mm wide.

It is also very easy to use: shake the pen briefly before use, remove the lid, paint on the detail, close the pen and set it aside.

#### Application Examples:

- Black: tyres, window and door frames, metal constructions...
- White: telegraph pole insulators, lane markings...
- Red: barriers, beacons...
- Yellow: lashing hooks or capstan hooks on freight wagons, temporary road markings...
- Silver: wheel rims, door handles, metal parts...
- Brown: rust, e.g. on rail profiles and tracks, wood...

**Expected release:** May 2021



**Sebastian Topp**  
CEO

The Detail Markers are just the right thing when it comes to visually enhancing models in the shortest possible time!



#### 61155 Detail Markers

Contents: 6 Markers, each 1 Marker  
black, white, silver, yellow, red, brown

**NEW**







## Ageing with Dignity!

**The tried and tested NOCH Weathering Powder is now available with a practical Mixing Bench**

NOCH Weathering Powder does away with the shine on plastic surfaces. It weathers laser-cut kits, creates shading and gives components and models more optical depth and realism. Surfaces thus obtain a natural look. The set contains seven different colours (teal, leaf green, terracotta, russet, sand, ash, soot), with which you can age bridges, houses, vehicles, locos, wagons, walls, portals and much more. It is also excellent for using with aeroplane, tank or ship kits. The pigments can be mixed together until the right shade is formed. This is done professionally and very easily in the mixing bench's washable mixing inserts.

The inserts can be purchased individually at [www.noch.com](http://www.noch.com)

**Note:** since the colour pigments are natural products, colour deviations may occur.

### Application:

To give the colour pigments a better grip on smooth surfaces, first spray a thin layer of Spray & Fix Adhesive (ref. 61152) onto the object that is to be patinated. When the Spray & Fix Adhesive is dry, the pigments are carefully dabbed onto the sections of the object that are to be aged with the paintbrush supplied.

The pigments are finally fixed with another thin layer of Spray & Fix Adhesive.

**Expected release:** September 2021



### 61169 Weathering Powder with Mixing Bench

Contents: 7 glass vials with colour pigment powder  
5 g each of teal, leaf green, terracotta, russet, sand, ash, soot  
1 Mixing Bench (Kit), 1 Paintbrush, 3 Mixing Inserts

NEW



### 91951 Mixing Insert

Contents: 5 pieces  
suitable for Mixing Bench  
(ref. 61169)

NEW



### 61152

**Spray & Fix Adhesive**  
200 ml



Weathering Powder is mixed together in the Mixing Inserts.



The Weathering Powder is applied with the included paintbrush.



Finally fix with a layer Spray & Fix Adhesive



# Attractive Crossings



## Bridges made of Structured Hard Foam



Streams, rivers, ravines and gorges characterise the image of a landscape. From time immemorial, bridges have made important trade and transport links possible and brought people together.

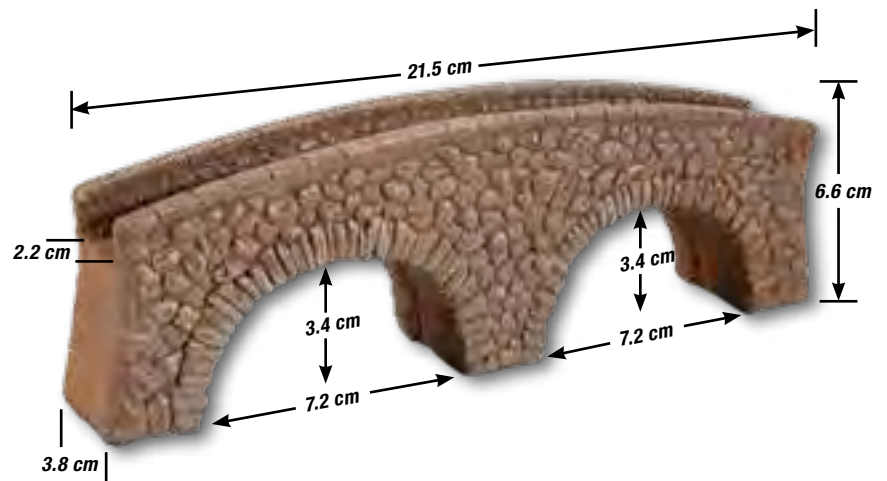
Our team has taken on small bridges this year. These unremarkable constructions traverse streams, small rivers, irrigation ditches or ravines and can be found in every village or city. But stone bridges can also be used in the open countryside to cross ravines and torrents on hiking trails and service roads.

All bridges are made of the well-known NOCH Structured Hard Foam, which guarantees highly realistic surface textures. The constructions are nevertheless very lightweight and easy to process.  
**Expected release:** November 2021



**HO** **58692 Argen Bridge**  
Ready-made Structured Hard Foam  
Pedestrian Bridge

**NEW**



G

1

O


HO

TT

N

Z



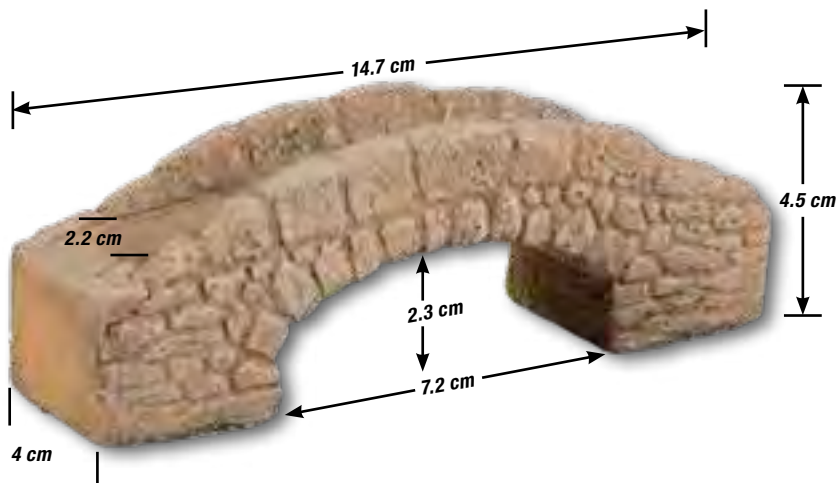


**Mustafa Ceylan**  
Shipping

I think the hard foam bridges are very beautiful when they're built into the model layout. The model layout looks like it's real.

**H0 58696 Oberdorf Bridge**  
Ready-made Structured Hard Foam Narrow Village Bridge.  
The Oberdorf Bridge is wide enough to allow for a single lane of traffic

**NEW**



**H0 58694 Waldbobel Bridge**  
Ready-made Structured Hard Foam Pedestrian Bridge

**NEW**





## Special Scenes for Your Layout

### Cemetery and excavations made of Structured Hard Foam



Plaster artist Manfred Luft is a master of his trade. He consistently causes a buzz with his high-quality models. We are very pleased to be able to implement two of his classics in structured hard foam with the two excavations.

The cemetery and the two excavations are real eyecatchers for your model landscape. The very realistic and lightweight models from structured hard foam are extremely robust and can be easily reworked with a craft knife or a fine saw.

If you're just as enthralled with Manfred Luft's models as we are, we recommend you take a look at our catalogue or at [www.noch.com](http://www.noch.com). There you'll find a total of five other models from his workshop, including fascinating castles and a great chapel ruin.

**Expected release:** 58614, 58615 July 2021  
58613 August 2021



#### **H0** 58615 Roman Baths Excavation

Ready-made Structured Hard Foam model  
15.4 cm x 11.2 cm, 1.6 cm high

**NEW**






**HO 58614 T-Rex Excavation**  
Ready-made Structured Hard Foam model  
13.5 cm x 6.8 cm, 1.6 cm high

**NEW**

**Nils Carstensen  
Modeller**  
Watching the  
archaeologists  
at work as they uncover the  
bones of a prehistoric giant.  
A great little scene that enriches  
every layout.



**HO 58613 Cemetery**  
Ready-made Structured Hard Foam model  
19 cm x 13.5 cm, 9 cm high

**NEW**





**Karl Röhl**  
Former Production Manager

The Laser-Cut Kit Farm seems to have turned out particularly well. A real treat from our Allgäu homeland!

## There's a Lot Happening on This Farm!

### Laser-Cut Kit Farm H0, N



Who doesn't look back fondly on the good old days as a child when every farm seemed like a huge adventure playground? The many animals, the work in the fields, big tractors and machines: all of that is as fascinating today as it was then.

Gates in an open or closed position can be represented on the farm model. The access ramp can also be left out, which reduces the footprint of the model and also allows it to be placed in smaller dioramas.

The kit is made of multicoloured laser cardboard sheets. Small accessories such as bird boxes or a crucifix complement the kit.

Wonderful details can be depicted in this way.

The Laser-Cut Kit comes with detailed instructions and suitable special Laser-Cut Adhesive.

**Expected release:** October 2021

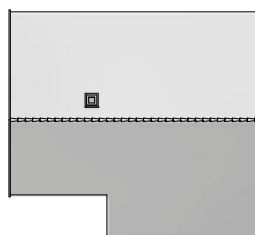


**H0 66714 Farm**  
26.6 cm x 15.6 cm, 8.2 cm high

NEW

**N 63714 Farm**  
14.5 cm x 8.5 cm, 4.5 cm high

NEW



**Farm**  
H0 scale: 17.3 cm x 15.6 cm, 8.2 cm high  
N scale: 9.4 cm x 8.5 cm, 4.5 cm high



**Access Ramp**  
H0 scale: 10.6 cm x 4.2 cm, 4.2 cm high  
N scale: 5.8 cm x 2.3 cm, 2.3 cm high





### Matching accessories:



**H0 14379 Cattle Shelter**  
6.2 cm x 4.2 cm, 3.0 cm high

**N 14679 Cattle Shelter**  
3.5 cm x 2.4 cm, 1.8 cm high



**H0 15617 Farmers**



**H0 15711 Farm Animals (12 Figures)**

**N 36711 Farm Animals (10 Figures)**



**H0 16750 Two Wheel Tractor**

**N 37750 Two Wheel Tractor**

You'll find other matching figures on page 3 of this brochure.  
Laser-Cut minis, which you can find on page 48 – 49, are also ideal for decorating the scene.  
On the following double page you will find suitable buildings to construct a whole farm ensemble.



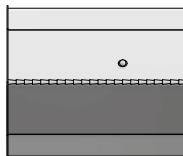


## Laser-Cut Kit Agricultural Outbuilding



As well as a large main building, farms used to have smaller outbuildings. Is this where farmhands and maids slept in former times, where animals were kept or hay was brought in? We don't know, write your own story and recreate your own good old days! The Laser-Cut Kit comes with detailed instructions and suitable special Laser-Cut Adhesive.

**Expected release:** October 2021



10.1 cm x 8.7 cm  
6.5 cm high



**HO 66715 Agricultural Outbuilding**

**NEW**

## Matching accessories:



**HO 15619 Hay Harvest**

You'll find other matching figures on pages 2 – 4 of this brochure. Laser-Cut minis, which you can find on pages 48 – 49, are also ideal for decorating the scene.



**HO 07460 Hay Bales**  
18 pieces



**HO 14250 Hay Racks**  
44 pieces (diverse assorted)  
0.8 cm x 0.7 cm, 1.7 cm high  
2.5 cm x 2.5 cm, 2 cm high





**H0 66716 Shed**

**NEW**

### Laser-Cut Kit Shed




Sheds are found on many larger farms. Usually, they were erected close to the property boundary and used to store carriages, trailers, tractors and agricultural equipment.

The model boasts a large, double-leaf gate at the rear. Work equipment can be driven through it straight onto an adjacent field.

The Laser-Cut Kit comes with detailed instructions and suitable special Laser-Cut Adhesive.

**Expected release:** October 2021



10.9 cm x 6.7 cm, 6.4 cm high

### Matching accessories:



**H0 16658 Cows at Water Trough**



**H0 16756 Tractor Fahr**

You'll find other matching figures on pages 2 – 4 of this brochure. Laser-Cut minis, which you can find on pages 48 – 49, are also ideal for decorating the scene.





Video clip

## Happiness on Earth Is on the Back of a Horse!

### micro-motion Riding Arena with Horseboxes



We bring movement to your model landscape with this pretty lunge pen.

In the riding arena, the horse is lunged in a circle by the riding instructor while the rider can concentrate fully on her interaction with the animal.

The horse is moved technically by an underfloor drive with a magnet. The speed can be adjusted using the enclosed power supply with controller.

The enclosed sound module with loudspeaker provides the absolute star attraction: while the horse is being lunged, the sound of horse neighing and a hoofbeat can be heard.

A wonderful theme that brings life to rural model landscapes and not only fits perfectly with our farm ensemble!

The Laser-Cut Kit comes with detailed instructions and suitable special Laser-Cut Adhesive.

**Expected release:** October 2021



**Anna Gabler**  
Sales Assistant

Since I love to ride myself, I'm happy that there's now finally a model with a moving horse!

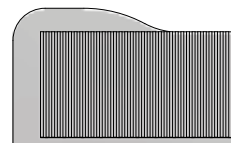
On the previous pages, you'll find other suitable buildings if you'd like to construct a whole farm ensemble.



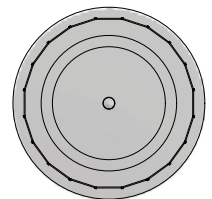


**H0 66717 micro-motion Riding Arena with Horseboxes**  
 Contents: micro-motion Riding Arena with 1 Horse and Rider  
 1 Riding Instructor, sound module including connected  
 loudspeaker with horse neighing and hoofbeat  
 Power supply with speed control  
 Laser-Cut Kit Horseboxes  
 Laser-Cut Adhesive

**NEW**



**Horseboxes**  
 14.1 cm x 8.5 cm, 3.8 cm hoch



**Riding Arena**  
 17 cm x 17 cm, 2.3 cm hoch

## Matching accessories:



**H0 15632 Horse Care**



**H0 13040 Field Fence**  
 13 pieces, 1.3 cm high  
 in total approx. 100 cm long



**H0 15761 Horses**



# Very Hot Stuff!

## Burning Brothel with micro-sound and Light Effects



*In the heat of the moment, something must have got too hot: a fire has broken out in the brothel! And it's really putting both the girls and their guests off their stride. Everyone runs out of the burning building in a panic; some have clearly not even been able to save their clothes. Fortunately, nobody in our ideal model world is injured, and everyone gets over the shock and perhaps even comes away from it with a smile. LEDs with light effect control, which imitate the flickering of the fire, are built into the beautiful villa. The kit also contains a sound chip with the ladies' flustered screams. Some cotton wool will provide for thick clouds of smoke!*

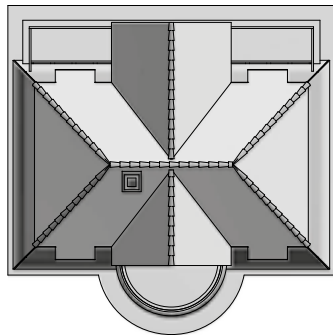
*The model is limited to 1,000 pieces. Includes a numbered certificate, detailed instructions and special Laser-Cut Adhesive.*

**Expected release:** November 2021



**Mike Lopes  
Production and  
Utilities  
Management**

*It's getting hot in the NOCH Brothel! So hot that the lodge is on fire!*



15.5 cm x 15.4 cm, 11.4 cm high  
(13.7 cm high with sound module)



### HO 66507 Burning Brothel

Contents: Laser-Cut Kit Burning Brothel  
6 exclusive Figures  
Light effect electronics with 4 LEDs  
Sound module and loudspeaker  
Numbered certificate  
Detailed instructions  
Laser-Cut Adhesive

**NEW**







Video clip



### Matching accessories:



**HO 15957** *Sexy Ladies*



**HO 15959** *Ladies of the Night*

On page 3, you'll find the Voyeurs, which are also suited to this kit.






## There's Always Room for These Anywhere!

### Laser-Cut minis Kits



The successful Laser-Cut minis series was introduced over 10 years ago and is probably one of the modern classics in the NOCH range. This year, we'll also be incorporating a few new knickknacks that everyone may need into our assortment!

**Expected release:** September 2021



**Jürgen Leiter**  
Sales Manager

I'm an avid Laser-Cut minis fan. The small, realistic kits can be integrated into a model landscape in the best way and at any time!



**H0 14314 Transformer Stations**  
2 pieces  
2.6 cm x 2.6 cm, 2.8 cm high  
3.8 cm x 2.8 cm, 3 cm high

NEW

**TT 14439 Transformer Stations**  
2 pieces  
1.9 cm x 1.9 cm, 2 cm high  
2.8 cm x 2.0 cm, 2.2 cm high

NEW


**N 14639 Transformer Stations**  
2 pieces  
1.4 cm x 1.4 cm, 1.5 cm high  
2 cm x 1.5 cm, 1.7 cm high

NEW



**H0 14371 Pavilion**  
5.7 cm x 5.8 cm, 5.3 cm high

NEW



**H0 14372 Covered Pedestrian Bridge**  
7.9 cm x 3.5 cm, 3.9 cm high

NEW



**H0 14347 Bee House**  
4.9 cm x 4.9 cm, 3.6 cm high

NEW



**H0 14377 Henmobile**  
6.0 cm x 4.3 cm, 2.9 cm high

NEW



# Modern Classics in the NOCH Range




Do you already know these Laser-Cut minis from the NOCH standard range, which fit perfectly with the annual theme, 'The Good Old Days'?

Already available at your local dealer and online at [www.noch.com](http://www.noch.com)



- HO 14300 Milestones**  
20 milestones in 100 metre steps. Milestones can be mainly found along non-electrified branch lines. The upper number informs the engine driver about the track section and the lower one about the 100 metre mark. Mileage allocation randomly selected in the package.



- HO 14303 St Andrew's Crosses**  
8 pieces




- HO 14311 Luggage Cart**  
2 pieces  
3.2 cm x 1.4 cm, 1.4 cm high



- HO 14335 Bakery**  
3.8 cm x 4.2 cm  
3.2 cm high

- TT 14488 Bakery**  
2.8 cm x 3 cm  
2.3 cm high

- N 14688 Bakery**  
2.1 cm x 2.3 cm  
1.7 cm high



- HO 14370 Winepress**  
6.2 cm x 6 cm  
6.3 cm high



- HO 14375 Well**  
5 cm x 4.5 cm, 3.7 cm high

- TT 14475 Well**  
3.6 cm x 3.3 cm, 2.7 cm high

- N 14675 Well**  
2.7 cm x 2.4 cm, 2 cm high



- HO 14379 Cattle Shelter**  
6.2 cm x 4.2 cm, 3.0 cm high

- TT 14479 Cattle Shelter**  
4.5 cm x 3.1 cm, 2.2 cm high


- N 14679 Cattle Shelter**  
3.5 cm x 2.4 cm, 1.8 cm high



- HO 14359 Outhouse**  
2 pieces, 1.8 cm x 2 cm, 2.7 cm high

- TT 14436 Outhouse**  
2 pieces, 1.3 cm x 1.5 cm, 2 cm high

- N 14636 Outhouse**  
2 pieces, 1 cm x 1.1 cm, 1.5 cm high



- HO 14364 Kennels**  
3 pieces  
Kennel 1: 2 cm x 1.9 cm, 0.9 cm high  
Kennel 2: 1.4 cm x 1.3 cm, 1 cm high  
Kennel 3: 1.3 cm x 1.2 cm, 0.9 cm high



# ***NOCH Easy-Track – The Easy Way to a Personalised Layout!***

## ***Easy-Track Railway Route Kit 'Andreastal'***

*Easy-Track is a model railway reconceptualised, because Easy-Track relieves you of the time-consuming and painstaking steps of track planning.*

*You immediately start building your personalised model railway layout in the size of 210 cm x 125 cm. Easy-Track contains everything you need to get cracking on building the layout: the tracks for your custom dream layout are already pre-cut, the stands for the route only have to be stuck together, and detailed instructions illustrate how to build the Easy-Track Railway Route System. And of course all the important track plans are included in the Railway Route Kit – see product highlights.*

*All you need are rails from the manufacturer of your choice and a base plate. Thanks to the well thought out Easy-Track System, building your track layout goes off without a hitch.*

***Expected release:*** October 2021







Made in Germany

### Product Highlights:

- Easy-Track Railway Route Kit 'Andreastal'
- 210 cm x 125 cm
- With Easy-Track 'Andreastal' Guidebook
- With H0 track plans for Märklin C-Track and Märklin K-Track, Trix C-Track, PIKO A-Track, Roco Line without Track Bed



Video clip

### H0 53605 Easy-Track Railway Route Kit 'Andreastal'

NEW

Outer dimensions of constructed routes:

195.5 cm x 117 cm, 19.5 cm high

Minimum floorspace required for assembly:

210 cm x 125 cm

**easy-  
TRACK**







## **NOCH Easy-Track – As Individual as You Are!**

### **One base – endless possibilities**

*This is what your completely custom-made model railway layout could look like. Or maybe completely different? It's in your hands: thanks to the Easy-Track Kit, you can design the model landscape in line with your own ideas.*

*However, we've taken the technically complex track planning off your hands. All parts such as lane segments, stands and base plates for constructing the routing shown below can be found in the kit, along with a 1:1 assembly plan.*



In addition to the individual parts for constructing the railway route system, the kit also contains the new Easy-Track Guidebook, which clearly explains how to build the layout pictured here step by step. You'll discover more about the new guidebook on pages 54 and 55 of this brochure.

#### **Contents:**

- 1:1 Plot Track Plan
- Track plans for Märklin C-/K-Track, TRIX C-Track PIKO A-Track and Roco Line without track bed
- 59 Pillars, maximum pillar height 19.5 cm; minimum pillar height 11.5 cm
- 2 Circle Segments, 30°
- 9 Circle Segments, 60°
- 9 Straight Track Segments
- 9 Curved Track Segments
- Wood Screws







**Craft Tip:**  
**NOCH Easy-Track – Easy Steps to Your Dream Layout!**

Made in  
Germany



1. Screw on base plates



2. Insert pillars



3. The track is ready



4. Install bridges



5. Lay rails



6. Build TERRA-FORM



7. Cover with crepe paper



8. Glue rocks on



9. Apply Modelling Compound



10. Colour



11. Apply glue



12. Add grass



# Build Your Personalised Model Railway Layout with Easy-Track

Discover all the tips and tricks in the Guidebook Easy-Track 'Andreastal'

Easy-Track is the perfect method for constructing your personal model railway layout, because Easy-Track relieves you of the time-consuming and painstaking steps of track planning. More on the innovative Easy-Track System can be found on pages 50-53 of this brochure.

In the Easy-Track Guidebook, you'll find out how an Easy-Track layout is built step by step using the layout "Andreastal" as an example. Our author Andreas Theis planned the layout "Andreastal" (lit. Andreas Valley) and documented the build with photographs. In comprehensible, individual steps, he guides you through assembling the Easy-Track Railway Route System, to laying the tracks, model landscaping, landscape design and decoration to the finished layout.

Naturally, you can also build the landscape around your Easy-Track kit however you like. In this case, the guidebook provides you with a lot of information about modelling techniques and will be your indispensable reference work with tips and tricks.

If you want to replicate the layout built by Mr Theis, you will find practical shopping lists with the required products in each chapter. Then you can be sure that you have all the materials in stock and that there's nothing standing in the way of your crafting success.

Should you want to recreate the layout independently from our Easy-Track Railway Route Kit, you'll find supplementary track plans for Märklin C-Track and Märklin K-Track, Trix C-Track, PIKO A-Track and Roco Line without track bed in the booklet.

**Expected release:** October 2021



HO

**71902 Ratgeber Easy-Track 'Andreastal'**  
German Guidebook, about 120 pages

NEW

HO

**71903 Guidebook Easy-Track 'Andreastal'**  
English, about 120 pages (without illustration)

NEW







### So gestalten Sie Ihre eigene kleine Welt!

Der NOCH Ratgeber Modell-Landschaftsbau – 02. Sebastian – bietet Ihnen wichtige Tipps und Tricks zum Bau und zur Gestaltung Ihrer eigenen Modell-Landschaft mit den neuesten NOCH Produkten.



Wideo clip

## "easy" zur individuellen ...

Liebe Modellbahner,

haben sie ihr nicht auch, diesen Traum von einer besonderen, einzigartigen und vor allem von Ihnen selbst gestalteten Modelleisenbahnanlage? Erstlich die schönen Züge mit Ihren Wagenarrangements in einer naturgetreuen und mit viel Liebe gestalteten Umgebung fahren zu lassen? Es ist wirklich ein einzigartiges Gefühl, die Züge auf der eigenen Anlage zu beobachten und die natürliche Wirkung der Landschaft zu genießen!

Doch wie erreichen sie dieses scheinbar schwierige Ziel? So oft haben sie bereits die Bilder und Videos dieser tollen Anlagen der Modellbahngesellschaft bewundert und sich gefragt: Wie komme ich zu einem solchen außergewöhnlichen Ergebnis?

Mit einfach anzuwendenden Produkten, ein wenig Geduld für natürliche und zusammen harmonisierende Farbfolge und der Freude am Landschaftsbau werden sie einfach und sicher ein tolles Ergebnis erreichen.



Das Team der Firma NOCH hat mit dem Easy Track System eine einzigartige Methode entwickelt, um die ersten Schritte beim Bau einer Modellbahn wesentlich zu vereinfachen.

Der Gleisplan liegt bereits vor, die Trassenentwürfe sind schon fertig bearbeitet und müssen nicht mit viel Aufwand selbst hergestellt werden. Die Steigungen der Anlage sind so ausgelegt, dass Ihre Züge den Anstieg problemlos bewältigen und auch die Durchfahrtschienen wurden optimal berechnet. Ein perfektes System, das Ihnen den Bau Ihrer eigenen, individuellen Modellbahn-Anlage wesentlich erleichtern wird.




Der neue Ratgeber Landschaftsbau zur Easy Track Anlage Andrestal soll dem Modellbahnanfänger den Einstieg in den Anlagenbau erleichtern, aber auch der geübte Modellbauer wird bestimmt einige Tipps für seine individuelle Easy Track Anlage verwenden können.

Auf einer Fläche von 2 x 1,2m entsteht eine Hochgebirgsanlage, die durch hohe Bergmassive, einem weiten Tal, seinen wunderschönen Almhütten, imposanten Brückenbauwerken und einem Bergsee mit Wasserfall begeistert.

Lassen sie sich verzaubern von den mächtigen Bergmassiven der Anlage und tauchen sie ein in die vielen kleinen Szenen, die sich im Andrestal ereignen. Die Wanderer, die vom Bergrestaurant großer Mythen aus den Berggipfeln beim Klettern zuschauen. Den Bergbauern auf dem Hüfnerhof, die in ihren kleinen Holzgärten arbeiten und ihre Tiere versorgen. Der Pfleger des Edelweiss, bei der sich Alles um das Thema Pflanz und Reiter dreht. Der Christofel, auf der die ...



### Gewässergestaltung



Mit jedem Baum, jedem Busch und jedem Blütenstrauch nähert sich das Aussehen der Anlage dem Punkt, wie der Baumeister die Natur sieht. Doch wie gut gelingt es, dem inneren Auge zu folgen? Und vor allem: Welcher Schritt kommt zuerst? Nur für die zweite Frage scheint es eine einfache Antwort zu geben. Lassen Sie mich anhand der Anwendungsfotos erklären, was ich meine und wie ich meine Anlagenvegetation aufbaue. Von unten nach oben beginnt alles zu wachsen! Darum beginne ich dieses Kapitel mit den Pflanzen, die am Boden wachsen und diesen bedecken (Bild 1). Danach kommen kleine Staudengewächse (Bild 2) und Sträucher (Bild 3).

Hohe Schilfgäser gesellen sich dazwischen (Bild 4), bevor Wälder entstehen und große Laubbäume für Akzente sorgen (Bild 5 und 6). Diese Vorgehensweise hat auch enorme Vorteile beim Arbeiten an der Anlage, da keine hohen Bäume den Zugang zur Arbeitsfläche versperren, was sehr ungünstig wäre, wenn in der Anlagenmitte gearbeitet wird. Auf der Anlage möchte ich als erstes den Weinberg anlegen. Die Reben werden in gleichen Abständen aufgelegt (Bild 7). Dabei ist zu beachten, dass zwischen den Rebereihen genügend Platz zum Biegen bleibt. Danach wird an den Terrassenkannten und am Weg entlang ein Grasstreifen angelegt (Bild 8 und 9).

Ratgeber Modell-Landschaftsbau – Andrestal

Bäume und Sträucher





## For World Creators!

### Terrain Pieces and Accessories (Bits&Pieces)

For all world creators and tabletop gamers. Your idyllic village is in danger! Dark forces have created ghastly soul-eaters. You have been given the task to search for the Source of Souls. Find Eagle Rock and summon the Forces of Light to find the compass. It will show you the path to fame. That is where it will be decided. Which portal is the right one? What awaits you at the destination of your search? At the Source of Souls? Will you be able to save the village and its people? It could go one way or the other – the same as always. You decide how you want to create your world!

The models are detailed and elaborately designed. They are made of high-quality resin and the terrain elements are made of the unique NOCH Structured Hard Foam. Supplied unpainted or primed in grey, tabletop scale 28-32 mm.



**6012403** Village Well with Roof

NEW



**6079451** Pig with 2 Piglets

NEW



**6079450** Poultry  
3 hens, 1 cockerel  
2 geese

NEW



**6079020** 4 Torches with Fire Baskets

NEW



**6079193** Flower Boxes  
6 flower boxes,  
12 flowers, blossoming

NEW



**6079530** Market Stand  
4 wooden frames  
with paper tarpaulins

NEW



**6079531** Market Stand,  
Weapons and  
Armour

NEW



**6079532** Market Stand,  
Crockery

NEW



**6079533** Market Stand,  
Pastries, Sausages  
and Cheese

NEW



**6079534** Market Stand,  
Fruit and Vegetables

NEW



**6079535** Market Stand,  
Barrels and Chests

NEW



**6079536** Market Stand,  
Fur and Cloth

NEW



**6079537** Market Stand,  
Spices

NEW



**6079538** Market Stand,  
Tools

NEW





**6011954** *Source of Souls*

**NEW**



**6079030** *Soulstones, small  
2 pieces*

**NEW**



**6079031** *Soulstones, large  
2 pieces*

**NEW**



**6079032** *Soulstones,  
medium  
2 pieces*

**NEW**



**6011952** *Summoning Rock*

**NEW**



**6079452** *Eagle's Head*

**NEW**



**6011953** *Signposts to Fame*

**NEW**



**6079453** *Mystical  
Teleportation Portal  
2 pieces*

**NEW**



# The Rhaetian Railway® – Fascinating Travel!

## Ge4/4 III Glacier Express UNESCO World Heritage

The Ge4/4 III locomotive carries advertising for the UNESCO World Heritage Site of the Albula and Bernina railway line. The imprint shows the stylised viaduct on which the Ge4/4 III drives in passenger traffic. KATO is now bringing the Ge4/4 III with the UNESCO World Heritage logo onto the market as a single locomotive to allow as much freedom as possible for the many train combination options.

**Expected release:** 2021

### Model Features:

- Minimum radius: R150
- Maximum incline: 5%
- Outer dimensions: approx. 103 mm x 19 mm x 26 mm
- Weight: approx. 79 g
- Wheel diameter: 6.8 mm
- Operating headlights
- Digitisation with Digitrax decoder possible
- Can be combined with numerous RhB carriages, e.g. Glacier Express and EW I



NOCH Ref.	KATO Ref.	Description	Gauge
7074059	3101-3	Ge4/4 III Glacier Express UNESCO World Heritage, Single Locomotive	N
<b>Matching accessories</b>			
70DN63K4A	DN163K4A	DCC Decoder (DIGITRAX) Replacement Circuit Board for KATO Ge 4/4 II and III, GEX	N



## Allegra 'Richard Coray' and Bernina Express

In addition to the Glacier Express, the Bernina Express is one of the most popular tourist trains on the Rhaetian Railway®.

With a route network of more than 400 km in length, the railway is one of the largest private railways in Switzerland and connects world-famous tourist destinations such as St Moritz and Davos. It has been a sister line to Japan's Hakone Tozan Railway for 35 years, and the two companies continue to exchange nicknames for their trains.

The Allegra has a unique low-floor body structure, which enables it to be used to pull passenger trains. It can travel at speeds of 100 km/h, making it an extremely versatile high-performance train that can be used on various stretches of the Rhaetian Railway®.

The Bernina Express is a sightseeing train which runs on the Albula and Bernina line between Chur (Switzerland) and Tirano (Italy) and which was recognised as a UNESCO World Heritage Site in 2008. A new logo has adorned the train's panoramic coach since 2018.

**Expected release:** April 2021



NOCH Ref.	KATO Ref.	Description	Gauge
7074035	10-1273	Allegra ABe 8/12 no. 3508 'Richard Coray'	N
7074056	10-1655	'Bernina Express' Basic Set (New Logo) 3 pieces	N
7074057	10-1656	'Bernina Express' Add-On Set (New Logo) 4 pieces	N
<b>Matching accessories</b>			
7074888	11-212	Interior Lighting, with LEDs 6-Pack	N
7074889	11-211	Interior Lighting, with LEDs Single Pack	N
7074894	29-353	Function Decoder FR11 for Interior Lighting (for Bernina coaches only)	N

### Allegra Model Features:

- Allegra reissue with carriage no. 3508 'Richard Coray'
- Minimum radius: R150
- Maximum incline: 5%
- With dual-voltage system 11kV, 16 2/3Hz AC
- Equipped with close couplers
- Alternating operating headlights
- DCC-ready (desired decoder can be soldered in)
- Interior lighting (optional) with KATO Standard Kit

### Bernina Express Model Features:

- Add-On Set with Open Panorama Passenger Car B2096
- Outer dimensions of the carriages: 109.76 mm x 18 mm x 24.5 mm
- Minimum radius: R150
- Interior lighting option possible with KATO Standard LED Kit (special reflectors supplied in the carriage pack)
- Optional expansion possible with function decoder FR11
- All couplers are close couplers for Glacier Express





NOCH Ref.	KATO Ref.	Description	Gauge
7074058	5253	Open Panorama Passenger Car B2097	N
<b>Matching accessories</b>			
7024224	24-224	Passengers (1 figure standing, 5 figures sitting, without legs)	N
7024225	24-225	Sitting Passengers (without legs)	N



### Open Panorama Passenger Car

Fresh air and the best view! The Open Panorama Passenger Car gives you double the driving experience.

Who needs heating and windowpanes in a scenic carriage? The Open Panorama Passenger Car offers airflow, fresh air and enjoyment in the summer months. In summer, the Open Panorama Passenger Car runs between Davos and Filisur, St Moritz and Tirano, on the Arosa line, and as an adventure train in the Rhine Gorge. Everyone knows and loves them: the yellow open-topped trains.

They are mainly connected to the Bernina Express, but also regular and special trains on the Bernina line and are very popular, since they can be used without additional costs or a reservation.

**Expected release:** Summer 2021

### Model Features:

- Prototype B2097 from group B2096–B2102 from 1990
- Labelling in German and Romansch
- Minimum radius: R150
- Close coupling for Glacier Express; includes replacement Arnold coupling



### Einheitswagen I (EW I)

With more than 100 vehicles, the passenger coaches referred to as Einheitswagen I constitute the RhB's largest series of rolling stock to date.

The first Einheitswagen I built by FFA and SIG went into operation at the end of 1963. Over a period of about ten years, the EW I stock grew continually.

After nearly three decades of operation, the RhB commenced an extensive modernisation programme of the Einheitswagen I so that a large proportion of the vehicles can hardly be distinguished from the new rolling stock today.

KATO's Einheitswagen I sets are of the usual fine quality in the old, darker but also new RhB red, and were put together to ensure that the train compositions are as varied and true-to-life as possible.

**Expected release:** 2021

### Model Features:

- Interior lighting option possible with KATO Standard LED Kit (not supplied), to be used with the enclosed special reflectors
- Close couplers

NOCH Ref.	KATO Ref.	Description	Gauge
7074044	10-1413	EW I Passenger Car Basic Set, 4 pcs. A1223   B2347   B2343   B2352	N
7074045	10-1414	EW I Passenger Car Add-On Set, 4 pcs. A1241   B2357   B2292   A1243	N
<b>Matching accessories</b>			
7074888	11-212	Interior Lighting, with LEDs, 6-Pack	N
7074889	11-211	Interior Lighting, with LEDs, Single Pack	N



## Luggage Car

The two-axled Luggage Car with the fleet number DS4223 of the Rhaetian Railway® is a finely detailed model with the red paintwork and livery typical of era V. The Luggage Car has doors on the front walls and sliding doors which open on the sides.

**Expected release:** 2021

### Model Features:

- Single carriage, can be combined with numerous RhB locos and carriages
- Minimum radius: R150
- Close coupling for Glacier Express; includes replacement Arnold coupling



NOCH Ref.	KATO Ref.	Description	Gauge
7074060	5279-1	Luggage Car, no. DS4223	N

## Rhaetian Railway® combination options

Please find an overview of numerous train combination options for the Rhaetian Railway®.

Use the new KATO products as well as all previously released models to continually come up with versatile train combinations. We present just a small selection of the endless possibilities for how you can put the RhB series together.

### Train composition EW I, red, with Ge4/4 II and III

Basic Set	A1227	B2347	B2343	B2352
Expansion Set	A1241	B2357	B2292	A1223
<b>Ge4/4 Standard Carriage I</b>				
II or III	A1223	B2347	B2343	
II or III	A1223	A1227	B2343	B2352
II – square headlights	A1241	B2357	B2292	
II – round headlights	A1241	B2357	B2292	
II or III	A1223	A1227	B2343	B2352

## Bernina Express

ABe4/4 35108	Bi 35608	ABe4/4 35008	Api1301	Api1302	Bps2512	Bp2522	Bp2525	Bp2526	B2096	#10-1655 Basic Set (3 Cars)	#10-1656 Add-on Set (4 Cars)
--------------	----------	--------------	---------	---------	---------	--------	--------	--------	-------	-----------------------------	------------------------------

## Regio Train

ABe8/12<Allegra>	EW- I	EW- I	EW- I	EW- I
------------------	-------	-------	-------	-------

## Extra Train

Ge4/4- II	GOURMINO	EW- I	EW- I	B2096	B2097
-----------	----------	-------	-------	-------	-------

## Easy! Practical! Reliable!

These qualities quickly and accurately describe tracks from KATO.

With a speckled grey track bed made of plastic and rails made of nickel silver, the tracks are elegant and extremely stable. UniJoiners (rail connectors which are integrated into the track bed) ensure there is a firm and reliable connection between them. The N gauge track bed in a scale of 1:160 is available in various designs: with wooden sleepers, with modern concrete sleepers, as a viaduct track for elevated routes and for radii with a camber in the two rails.

KATO offers special starter and expansion sets for an even more targeted setup and a quick model railway experience. Everything you need is included in the sets in order to build a model railway line in the shortest possible time and have fun with the model railway. Also ideal when you have minimal space: the tracks can be dismantled just as quickly and stowed in the storage box, taking up little space. The sets can be combined with each other so that the model railway layout can continue to grow with each purchase of another set.

Convince yourself of the variety of options that KATO offers with the UNITRACK tracks to have fun with your N gauge model railway. All UNITRACK tracks are listed in our NOCH Main Catalogue. We hope you have fun browsing and discovering!



**7078003**  
Straight Track, 124 mm



**707862**  
Master Set M1, Simple Track Oval



# Finally Back – KATO Trams!



**70148041 (14-804-1)** Hiroden 1000 LRT 'Green Mover LEX'



**70101604 (10-1604)** Hiroden 1000 LRT 2-Car Set 'Piccolo & Piccola' Red



**70148042 (14-805-2)** Hiroden 1000 Light Rail Car – Unlettered Red



**70148043 (14-805-1)** Hiroden 1000 Light Rail Car – Unlettered Blue

## Hiroden 1000 LRT Series

KATO is bringing out a true-to-scale model of the Hiroden 1000 LRT (Light Rail Transit) 'Green Mover LEX', which is operated by Hiroshima Railways Co. Ltd.

The Hiroden 1000 LRT is a next generation tram consisting of three bodies, two coaches and a super-low floor, which debuted for service in Hiroshima City in 2013. There are currently 16 trams in operation. In addition to the standard 'Green Mover' paintwork with dark and light shades of green, KATO also produces the true-to-scale model of the first 100th anniversary versions built, Hiroden 1001 'PICCOLO' and Hiroden 1002 'PICCOLA', in the anniversary colour red in one set.

**Expected release:** 70148041, 70101604: spring 2021; 70148042, 70148043: 2021

NOCH Ref.	KATO Ref.	Description	Gauge
70148041	14-804-1	Hiroden 1000 LRT 'Green Mover LEX'	N
70101604	10-1604	Hiroden 1000 LRT 2-Car Set 'Piccolo & Piccola'	N
70148042	14-805-2	Hiroden 1000 Light Rail Car unlettered, red	N
70148043	14-805-1	Hiroden 1000 Light Rail Car unlettered, blue	N

## Matching UNITRAM tram tracks in the set:



**7078661 (40-800)**  
Basic Track Set  
682 mm x 620 mm, left-hand traffic

### The 20-piece set contains:

- 2 x Straight Track Module, 124 mm
- 2 x Curved Track Module, R180 mm
- 1 x Tram Module, 124 mm
- 2 x Street Centrepiece for Crossing
- 2 x Street Corner Piece for Crossing
- tram stops, stickers, traffic island, catenary masts, fences, dummy signals, traffic lights, streetlamps, rerailer, traction current connections, connectors



**7078669 (40-801)**  
UNITRAM Expansion Set V51  
Crossing, 90°

### The 21-piece set contains:

- 1 x Crossing, 90°
- 2 x Curved Tram Track, R180-45°
- 4 x Straight Tram Track, 186 mm
- various road elements, lamps, traffic lights and fences



**7078670 (40-802)**  
UNITRAM Expansion Set

### The 18-piece set contains:

- 2 x Straight Tram Track, 186 mm
- 4 x Straight Tram Track, 124 mm
- various road elements, lamps, traffic lights and fences



**7078671 (40-803)**  
UNITRAM Expansion Set V53  
Transition to UNITRACK

### The 18-piece set contains:

- 2 x Straight Tram Track, 186 mm
- 2 x Straight Crossing Track, 124 mm
- 2 x Straight Crossing Track, 62 mm
- various road elements, lamps, traffic lights and fences



# 500 Type Shinkansen



## History

The 500 Type Shinkansen is a Japanese high-speed train which has been in operation since 22nd March 1997. It is operated by the West Japan Railway Company (JR Nishi-Nihon or JR West).

Since March 2010, the 500 Type Shinkansen has been used exclusively on the route between Shin-Ōsaka and Hakata.

**Already available at your local dealer.**



500 Type Shinkansen			
NOCH Ref.	ROKUHAN Ref.	Description	Gauge
7297745	T013-1	500 Type Shinkansen, Basic 3-Car Set	Z
7297746	T013-2	500 Type Shinkansen, Add-On 5-Car Set	Z
7297804	G004-1	500 Type Shinkansen, Start Set	Z

## Design Variant: Neon Genesis Evangelion (EVA)

### History

On the occasion of the 20th anniversary of the anime series Neon Genesis Evangelion in November 2015, the exterior of the 500 Type Shinkansen EVA was designed.

One of the Shinkansen EVA's carriages was configured as an exhibition space to match the anime series and the built-in seats, sunshades and guidance systems in the passenger coach are also in the design of the anime series. The Shinkansen ran once a day from November 2015 to May 2018 on the route between Hakata and Shin-Ōsaka.

**Already available at your local dealer.**



500 Type Shinkansen EVA			
NOCH Ref.	ROKUHAN Ref.	Description	Gauge
7297637	T013-4	500 Type Shinkansen EVA, Basic 3-Car Set	Z
7297638	T013-5	500 Type Shinkansen EVA, Add-On 5-Car Set	Z
7297639	G004-2	500 Type Shinkansen EVA, Start Set	Z

## Design Variant: Hello Kitty

### History

In March 2018, the West Japan Railway Company announced an additional design variant of the 500 Type Shinkansen. The Hello Kitty Shinkansen also drove on the route between Hakata and Shin-Ōsaka from summer 2018.

**Expected release: March 2021**



500 Type Shinkansen Hello Kitty			
NOCH Ref.	ROKUHAN Ref.	Description	Gauge
7297867	T013-6	500 Type Shinkansen Hello Kitty, Basic 3-Car Set	Z
7297868	T013-7	500 Type Shinkansen Hello Kitty, Add-On 5-Car Set	Z
7297926	G004-3	500 Type Shinkansen Hello Kitty, Start Set	Z





## Genesis 2.0 SD70ACu Diesel Locomotive

Genesis 2.0 SD70ACu Diesel Locomotive			
Ref. without Sound	Ref. with Sound	Description	Gauge
75G75700	75G75800	Canadian Pacific #7000	H0
75G75701	75G75801	Canadian Pacific #7006	H0
75G75702	75G75802	Canadian Pacific #7010	H0
75G75703	75G75803	Canadian Pacific #7013	H0
75G75704	75G75804	Canadian Pacific #7021	H0
75G75705	75G75805	Canadian Pacific #7022	H0
75G75706	75G75806	Norfolk Southern #7230	H0
75G75707	75G75807	Norfolk Southern #7257	H0
75G75708	75G75808	Norfolk Southern #7293	H0
75G75709	75G75809	Norfolk Southern #7312	H0

### Background Information:

The EMD SD70ACu is a diesel-electric locomotive, which was originally built by the General Motors Electro-Motive Division as SD90MAC. Norfolk Southern Railway and Progress Rail Services converted it into the SD70ACu. The railway companies Norfolk Southern Railway and Canadian Pacific Railway operate this diesel locomotive.

All SD70ACus are equipped with the latest EMD driver's cab, which meets the current FRA standards for accident safety.

The interior of the locomotive has Mitsubishi electronics and the conversion also includes the installation of a locomotive speed limiter (Ultra Cab II).

### Model Features:

- Fully equipped – just unpack and put on the track
- Equipped with McHenry couplers
- Minimum radius: 18"
- DCC-ready with Quick Plug™ technology

**Expected release:** December 2021



75G75701, 75G75801



75G75702, 75G75802



75G75704, 75G75804



75G75705, 75G75805



75G75706, 75G75806



75G75708, 75G75808



### Still haven't found a suitable model from Athearn? No problem!

Your local dealer regularly receives updated stocks from us. So you can easily choose your model from this list, which your dealer then orders from us. This also applies to the US products from KATO.

**Only while stocks last!**



# Order the NOCH Catalogue and All Other NOCH Publications with a 50 % Discount!

The NOCH Catalogue 2021 • 22 has been available for some time. On over 400 pages, you'll find out everything there is to know about perfect model landscaping. In the catalogue, you'll also find countless craft tips and expert advice to make model landscaping easier for you. In addition, you'll find chapters with highlights from ZITERDES and our partners KATO, Athearn and Rokuhan in the catalogue.

Our guidebooks outline how to build a model railway layout step by step. Experienced modellers guide you in comprehensible steps from planning, constructing the basic framework and landscape design through to the finished layout. Countless tips outline the individual work steps.

We normally offer you our catalogue and the popular guidebooks for a reduced price at the numerous modelling fairs that take place. Since the fairs have unfortunately all been cancelled due to the coronavirus pandemic, we are now offering this special deal: **order the catalogue and the guidebooks online with a discount of 50 %.**

Use the QR code below or enter [www.shop.noch.com/katalog50](http://www.shop.noch.com/katalog50) directly in your browser. Then use the discount code KATALOG50 in the shopping basket.

The sale ends on 30/09/2021 and does not apply to the new Guidebook Easy-Track 'Andreastal'!

**50 % discount on catalogues and guidebooks now!**



## NOCH symbols



Laser-Cut Products



micro-motion



micro-sound



hand-painted

## Gauges



G gauge • scale 1:22.5



1 gauge • scale 1:32



O gauge • scale 1:43



HO gauge • scale 1:87



TT gauge • scale 1:120



N gauge • scale 1:160



Z gauge • scale 1:220

Your NOCH Dealer:



**... wie im Original**

NOCH GmbH & Co. KG  
Lindauer Straße 49  
D-88239 Wangen im Allgäu  
Tel.: +49 - 75 22 - 97 80-0  
Fax: +49 - 75 22 - 97 80-80  
E-Mail: [info@noch.de](mailto:info@noch.de)  
[www.noch.de](http://www.noch.de) • [www.noch.com](http://www.noch.com)  
 [www.noch.de / facebook](https://www.facebook.com/noch)  
 [www.noch.de / youtube](https://www.youtube.com/noch)