


BL1 - OO/HO Gauge Buffer Light for DC and DCC Model Railways

SWITCH OFF POWER BEFORE CONNECTING THIS ACCESSORY

This pack contains an OO/HO gauge Buffer Light and instruction leaflet

BL1 OO/HO Buffer Light



Contents

1 Buffer Light & 1 Instruction leaflet (Buffer and track shown not included)

Introduction

The Buffer Light is a really easy and effective way to add a realistic stop light to sidings and buffer stops - lighting can help bring your layout to life! It simply clips into most standard OO/HO gauge track and takes power from the rails with no wires - easy and realistic! You can either fit the Buffer Light at the end of a station platform or in front of/behind a buffer stop - most of the commercial buffer stops by Peco (shown) and Hornby etc look good, or why not make your own?

Fitting

First switch off all track power. Then clip the Buffer Light fits between the two rails - the easiest way to fit is to hold it at a slight angle inside the two rails and then gently twist it round to fit inside the inner rails. You can either leave it free standing or apply a small amount of glue to hold it onto your buffer stop.

If you wish you can enhance the Buffer light either by painting or adding extra detail - just be sure that any paint etc is not conductive which could affect the electronics.

DCC and DC model railways

The Buffer Light will work on both digital DCC and conventional 12 volt DC control systems.

With DCC both of the red lights stay on with a constant brightness all of the time that the track is powered.

On DC systems only one light will come on and will vary in brightness depending on the controller setting. Note that if points etc isolate the section of track where the buffer is fitted it will not light.

The Buffer Light uses very low power LEDs for the lights and because the whole product takes less than 2mA (just 2 thousandths of an amp!) almost any controller can power lots of them on your layout.

Caution

Switch off power before fitting anything! The Buffer Light is made from a fibreglass printed circuit board with thin copper plating and tracks which connect the inside of the rails to the miniature resistor at the base of the post and LEDs at the top - take care not to damage these delicate components or the special plating near the rails when handling or decorating them. The buffer light can be removed and refitted to the track but it is not designed to do this frequently.

This product is not a toy and has small parts which may choke or harm a child. Always take care when using electricity, tools, adhesives and paints, especially when children or pets are nearby.

Train-Tech products are designed and manufactured in Great Britain and available direct from dcpexpress.com and other retailers nationwide

One-Touch DCC™ Digital Signals

DCC WIRE FREE OO HO




- Signal with DCC decoder built into base
 - Can just plug direct into track – no wires!
 - Easy to fit and use – no CV programming!
 - Can sync to other signals & points
- DS1 Home:** Red (R) and Green (G)
DS2 Distant: Yellow (Y) and Green (G)
DS3 Home Distant: (R) (Y) (G)
DS4 Distant: (Y) (G) (Y)
DS5 Outer Distant: (R) (Y) (G) (Y)
DS5HS Outer Dist: (R) (Y) (G) (Y) (High Speed mainline)
DS6 Dual Head Home: (R) (G)
DS7 Dual Head Distant: (Y) (G)
DS8 Stop-Caution: Red (R) and Yellow (Y)

Track not included

One-Touch DCC™ Point Controllers

DCC OO HO N Z



- Control points and uncouplers using DCC
- Easy to use – No CV programming!
- Work with most solenoid point motors
- Just connect 2 wires to nearby DCC rails
- Easy screw terminals – no soldering
- Built in CDU for efficient operation
- Can sync to other points and signals

One-Touch DCC™ Point controllers

PC1 DCC Single Point Controller
PC2 DCC Quad Points Controller

Point motor and track not included

Buffer Lights

DC DCC WIRE FREE N OO HO



- Add realistic stop light to any siding
- Simply clips onto track – No wires!
- Fits next to most buffer stops & kits
- Or at platform end or free standing
- Low cost, easy to fit and use
- On DCC both lights are on constantly
- On DC one light is on & varies with speed
- Helps bring your layout to life!

BL1 OO/HO gauge Buffer Light
BL2 N gauge Buffer Light

Track and buffer stop not included

Automatic Tail, Firebox, Loco & Coach Lights

Auto WIRE FREE ANY GAUGE



- No switch - senses motion & turns on!
- Turns off automatically 4 minutes after stop
- No pickup, wires or soldering - LED plugs in
- Fit in brake vans, coaches, loco, wagons etc
- Runs for ages on small button battery

Single output modules: AL1 Flashing Tail light
 AL2 Flame Tail / Firebox
 AL3 Constant lighting
Dual output modules: AL21 Flashing + constant
 AL22 Flame + constant
 AL23 Sparkarc + constant
 AL24 Doors open + constant

LFX Lighting Effect Controllers

DC DCC ANY GAUGE



LFX1 Level Crossing Barrier
 Controls Amber and Red LED's as seen at level crossings. Can power up to 4 sets of steady amber and flashing red LEDs

- Add lighting effects to your layout
- LEDs screw in – no resistors or soldering
- Powered by either 12-16V DC or DCC:
- On DC the effect is on when powered
- On DCC the effect can be controlled

LFX2 Home & Shop Lighting

Randomly controls lights in houses, shops, stations, pubs

LFX3 Traffic Lights

Controls one pair of timed traffic lights (Tip: You can adapt one of our Signal kits to make traffic lights)

LFX4 Log or Camp Fires

Controls amber, yellow, red LEDs for a realistic fire effect

LFX5 Welding effects

Realistic electric arc welding effects with bright LEDs

LFX6 Quad LED Lighting Controller

Controls 4 sets of LEDs on and off using separate DCC addresses. Directly powers 4 LEDs per output (DCC only)

Track Tester

DC DCC N OO HO



- Quickly tests track for power faults
- Low cost and easy to use
- Works on N, TT, OO or HO Track
- Indicates the DC polarity, or DCC, or a fault
- Small enough to check point frogs

TT1 Track Tester

One-Touch DCC™ Signal Controllers

DCC ANY GAUGE



- Control LED & Semaphore signals by DCC
- Easy to set up & use – No CV programming!
- Easy screw terminals – no soldering
- Can sync to other points & signals

SC1 Dual 2 aspect colour light signals controller

Controls one or two 2 aspect colour light signals. Compatible with Train-Tech SK2, SK3, SK7, SK8 and most other manufacturer's LED signals



SC2 3 or 4 aspect or 2 aspect+route signal control
 Controls one 3 aspect or one 4 aspect or one 2 aspect + route signal. Compatible with Train-Tech SK4, SK5, SK6 and most other manufacturer's LED signals


SC3 Dual Dapol 00/N Semaphore signal controller

Controls one or two standard OO or N Dapol motorised semaphore signals by DCC. Signals connect direct to the SC3 - no modifications or power supply needed.

Dapol Signals for photo - not included

Self Assembly Colour Light Signal Kits

DC DCC OO HO



- Every kit includes the head, post and base plus detailing kit inc ladder, handrails, etc
- Aluminium 'post' included with each kit
- Low cost – adapt to your own design
- Control by switches or a signal controller

General purpose signal kit:

SK1 Basic kit 2/3/4 aspect & dual heads - no LEDs

Signal kits with LEDs and resistors

SK2 Home 2 aspect kit with Red (R) Green (G) LEDs

SK3 Distant 2 aspect kit with (Y) (G) LEDs

SK4 Home Distant 3 aspect kit with (R) (Y) (G) LEDs

SK5 Distant 3 aspect kit with (Y) (G) (Y) LEDs

SK6 Outer Distant 4 aspect with (R) (Y) (G) (Y) LEDs

SK7 Dual head Home 2 aspect with (R) (G) LEDs

SK8 Dual head Distant 2 aspect with (Y) (G) LEDs

The LEDs are pre-fitted onto a long narrow PCB stick to pass through your baseboard. Just attach your signal control wires to PCB

SEE WWW.TRAIN-TECH.COM OR CONTACT DCP FOR FREE COLOUR BROCHURE

Document Ref D779610/2



BL1 OO/HO Red Buffer Light For DC and DCC railways

- Add realistic stop light to any siding
- Simply clips into the track - NO wires!
- Fits next to most standard buffer stops
- Or at station platform end or free standing
- On DCC both LEDs light constantly
- On DC one LED lights varying with speed



Bring your layout to life!

www.Train-Tech.com

See our website, your local model shop or contact us for a free colour brochure
 DCP Microdevelopments, Bryon Court, Bow Street, Great Ellingham, NR17 1JB, UK
 Telephone 01953 457800 • email sales@dcpmicro.com • www.dcpexpress.com